

**ACADEMIC YEAR 2022**

**Application Guide  
for Admission of the Master's Course**

**GRADUATE SCHOOL OF MEDICINE, DENTISTRY AND  
PHARMACEUTICAL SCIENCES**

**OKAYAMA UNIVERSITY**

**OFFICE IN CHARGE:**

Graduate School office, Academic Affairs Division,  
Graduate School of Medicine, Dentistry and Pharmaceutical Sciences  
Okayama University

Address: 2-5-1, Shikata-cho, Kita-ku, Okayama, 700-8558, Japan

Direct: 086-235-7986

Web site: <http://www.hsc.okayama-u.ac.jp/mdps/>

## CONTENTS

### Admission Policy

|    |   |         |
|----|---|---------|
| 1  | Enrollment Capacity . . . . .   | page 1  |
| 2  | Admission Schedule . . . . .  | page 1  |
| 3  | Requirements for Application . . . . .  | page 1  |
| 4  | Individual Review of Eligibility . . . . .  | page 2  |
| 5  | Application by Individuals with Disabilities . . . . .                                | page 2  |
| 6  | Application Procedures . . . . .  | page 3  |
| 7  | Issuance of Examination Tickets . . . . .   | page 6  |
| 8  | Applicant Selection . . . . .   | page 6  |
| 9  | Announcement of Accepted Applicants . . . . .   | page 7  |
| 10 | Enrollment Procedures . . . . .   | page 7  |
| 11 | Disclosure of Examination Information . . . . .                                       | page 7  |
| 12 | Other . . . . .   | page 8  |
|    | Guidelines for the Procedures for the Preliminary Review of Application Qualification | page 9  |
|    | A Guide to Major in Medical and Dental Sciences . . . . .                             | page 11 |
|    | Department, Faculty and Research . . . . .  | page 19 |

### Inquiries about the entrance examination

2-5-1, Shikata-cho, Kita-ku, Okayama, 700-8558, Japan  
Graduate School office, Academic Affairs Division,  
Graduate School of Medicine, Dentistry and Pharmaceutical Sciences,  
Okayama University

Direct: 086-235-7986

The application guide for admission will not be distributed in printed form.  
Please download the application guide and application documents.  
If you are unable to download or print them, please contact us.

### Translation disclaimer

The graduate school strives to achieve the highest possible accuracy in translating its documents from their official language of Japanese. Please note, however, that due to the nature of translated documents, accuracy is not guaranteed. This English translation is for reference purposes only and not a legally definitive translation of the original Japanese texts. In the event a difference arises regarding the meaning herein, the original Japanese version shall prevail as the official authoritative version.

If you have any questions, please confirm the contents with your supervisor and the graduate school office.

## [Admission Policy]

In order to cope with the new coronavirus infection, the content of the examinations listed in the following admission policy will be changed for the April 2022 admission.

### ➤ **Medical and Dental Science Program**

This program is open to students from any major field of study in any undergraduate school/faculty, whether humanities or science, in order to develop highly skilled professionals equipped with multiple perspectives. The course seeks students who:

- have acquired the knowledge, skills, and attitudes appropriate to a bachelor's degree, in accordance with the expertise of their respective undergraduate school/faculty;
- have a firm intention to gain thorough knowledge of medicine and dentistry in addition to the expertise acquired in their respective undergraduate school/faculty, thereby going out into the world as highly skilled professionals as envisioned in the diploma policy;
- have the ability to comprehensively acquire knowledge, skills, and attitudes by learning medicine and dentistry as practical sciences and persistently conducting advanced research on their own;
- are able to build relationships of trust with people around them in their effort to acquire knowledge, skills, and attitudes and achieve independence and self-realization; and
- in addition, are able to understand the historical background where interdisciplinarity and internationality have become essential elements in achieving independence and self-realization, and put such understanding into practice.

### **Basic policy for selection of entrants**

The program conducts entrance examinations twice a year: summer and winter, for successful applicants to enroll in April.

- Japanese applicants

Applicants must undergo written and oral examinations. Presenting simple questions in English in the field of medical and dental sciences, the written examination is designed to comprehensively assess your abilities, including not only English language proficiency, but also bachelor's-level general education, comprehension of logical structures, and the ability to express oneself in Japanese. In the oral examination, faculty members in your desired field of study will assess the concreteness of your career plans, your level of ambition for enrollment, the expertise you have acquired in your undergraduate school/faculty, and your personal credibility.

- International applicants

Applicants must undergo an interview, and written and oral examinations. In the interview, several faculty members will confirm from various perspectives the expertise you have acquired in your undergraduate school/faculty, your career plans, and your cross-cultural adjustment and financial situations as prerequisites to enrollment. In the written examination, your abilities, including comprehension of logical structures and writing ability, will be comprehensively assessed based on your answers to questions presented in a language chosen from English or Japanese. In the oral examination, your abilities will be assessed in the same manner as for Japanese applicants.

### **Corresponding table of the 3 elements of academic ability**

| Examination category     | Knowledge and skills |  | Ability to think, make judgments, and express oneself |                     | Attitude to learning both independently and while collaborating with diverse people |  |
|--------------------------|----------------------|--|---|---------------------|---|--|
|                          | Japanese Applicants  | ☆  | Oral examination (Specialized subjects)               | ◎                   | English   | ☆  |
| International Applicants | ☆                    | Interview<br>Results of external certification exams in Japanese or English proficiency<br>Oral examination (Specialized subjects) | ◎   | English or Japanese | ☆   | Interview<br>Oral examination (Specialized subjects) |

Notes: ◎ Element particularly emphasized; ○ Element emphasized; ☆ Element comprehensively assessed  
Materials related to each element serve as key sources in assessing the element concerned but may also be used for other elements.

In order to cope with the new coronavirus infection, the content of the examinations listed in the following admission policy will be changed for the April 2022 admission.

➤ **Master of Public Health Program**

With a view to nurturing health, medical, and welfare professionals who contribute to a community with a researcher’s mind, this program, in principle, seeks students with a medical background, more specifically students who:

- have acquired specialized knowledge in a medical-related undergraduate school/faculty and possess work experience in the medical field;
- have firm intention to gain thorough knowledge of public health in this master’s course in addition to the preceding item, thereby going out into the world as highly skilled professionals as envisioned in the diploma policy;
- have the ability to comprehensively acquire knowledge, skills, and attitudes by learning public health as a practical science and persistently conducting advanced research on their own;
- are able to build relationships of trust with people around them in their effort to acquire knowledge, skills, and attitudes and achieve independence and self-realization; and
- in addition, are able to understand the historical background where interdisciplinarity and internationality have become essential elements in achieving independence and self-realization, and put such understanding into practice.

**Basic policy for selection of entrants**

The program conducts entrance examinations twice a year: summer and winter, for successful applicants to enroll in April.

- Japanese applicants

Applicants must undergo written and oral examinations. Presenting simple questions in English in the field of medical and dental sciences, the written examination is designed to comprehensively assess your abilities, including not only English language proficiency, but also bachelor’s-level general education, comprehension of logical structures, and the ability to express oneself in Japanese. In the oral examination, faculty members in your desired field of study will assess the concreteness of your career plans, your level of ambition for enrollment, the expertise you have acquired in your undergraduate school/faculty, and your personal credibility.

- International applicants

Applicants must undergo an interview, and written and oral examinations. In the interview, several faculty members will confirm from various perspectives the expertise you have acquired in your undergraduate school/faculty, your career plans, and your cross-cultural adjustment and financial situations as prerequisites to enrollment. In the written examination, your abilities, including comprehension of logical structures and writing ability, will be comprehensively assessed based on your answers to questions presented in a language chosen from English or Japanese. In the oral examination, your abilities will be assessed in the same manner as for Japanese applicants.

**Corresponding table of the 3 elements of academic ability**

| Examination category     | Knowledge and skills |  | Ability to think, make judgments, and express oneself |                     | Attitude to learning both independently and while collaborating with diverse people |  |
|--------------------------|----------------------|--|---|---------------------|---|--|
|                          |                      |  |   |                     |   |  |
| Japanese Applicants      | ☆                    | Oral examination (Specialized subjects)  | ◎   | English             | ☆   | Oral examination (Specialized subjects)              |
| International Applicants | ☆                    | Interview<br>Results of external certification exams in Japanese or English proficiency<br>Oral examination (Specialized subjects) | ◎   | English or Japanese | ☆   | Interview<br>Oral examination (Specialized subjects) |

Notes: ◎ Element particularly emphasized; ◦ Element emphasized; ☆ Element comprehensively assessed  
Materials related to each element serve as key sources in assessing the element concerned but may also be used for other elements.

In order to cope with the new coronavirus infection, the content of the examinations listed in the following admission policy will be changed for the April 2022 admission.

➤ **Molecular Imaging Skill Acquisition Program**

This program is open to students from any major field of study in any undergraduate school/faculty, whether humanities or science, in order to develop highly skilled professionals equipped with multiple perspectives. The course seeks students who

- have acquired the knowledge, skills, and attitudes appropriate to a bachelor's degree, in accordance with the expertise of their respective undergraduate school/faculty;
- have a firm intention to gain a thorough knowledge of medicine and dentistry in addition to the expertise acquired in their respective undergraduate school/faculty, thereby going out into the world as highly skilled professionals as envisioned in the diploma policy;
- have the ability to comprehensively acquire knowledge, skills, and attitudes by learning medicine and dentistry as practical sciences and persistently conducting advanced research on their own;
- are able to build relationships of trust with people around them in their effort to acquire knowledge, skills, and attitudes and achieve independence and self-realization; and
- in addition, are able to understand the historical background where interdisciplinarity and internationality have become essential elements in achieving independence and self-realization and put such understanding into practice.

**Basic policy for selection of entrants**

The program conducts entrance examinations twice a year: summer and winter, for successful applicants to enroll in April.

- Japanese applicants

Applicants must undergo written and oral examinations. Presenting simple questions in English in the field of medical and dental sciences, the written examination is designed to comprehensively assess your abilities, including not only English language proficiency, but also bachelor's-level general education, comprehension of logical structures, and the ability to express oneself in Japanese. In the oral examination, faculty members in your desired field of study will assess the concreteness of your career plans, your level of ambition for enrollment, the expertise you have acquired in your undergraduate school/faculty, and your personal credibility.

- International applicants

Applicants must undergo an interview, and written and oral examinations. In the interview, several faculty members will confirm from various perspectives the expertise you have acquired in your undergraduate school/faculty, your career plans, and your cross-cultural adjustment and financial situations as prerequisites to enrollment. In the written examination, your abilities, including comprehension of logical structures and writing ability, will be comprehensively assessed based on your answers to questions presented in a language chosen from English or Japanese. In the oral examination, your abilities will be assessed in the same manner as for Japanese applicants.

**Corresponding table of the 3 elements of academic ability**

| Examination category     | Knowledge and skills |  | Ability to think, make judgments, and express oneself |                     | Attitude to learning both independently and while collaborating with diverse people |  |
|--------------------------|----------------------|--|---|---------------------|---|--|
|                          | Japanese Applicants  | ☆  | Oral examination (Specialized subjects)               | ◎                   | English   | ☆  |
| International Applicants | ☆                    | Interview<br>Results of external certification exams in Japanese or English proficiency<br>Oral examination (Specialized subjects) | ◎   | English or Japanese | ☆   | Interview<br>Oral examination (Specialized subjects) |

Notes: ◎ Element particularly emphasized; ◯ Element emphasized; ☆ Element comprehensively assessed  
Materials related to each element serve as key sources in assessing the element concerned but may also be used for other elements.

## 1. Enrollment Capacity

| Major                       | Program   | Number Recruited |
|-----------------------------|---|------------------|
| Medical and Dental Sciences | Medical and Dental Sciences Program<br>Molecular Imaging Skill Acquisition Program<br>Master of Public Health Program (MPH Program) | 20               |

\*The number of students to be accepted is the combined total for Master's course, not the individual number for the Medical and Dental Sciences Program, Molecular Imaging Skill Acquisition Program and Master of Public Health Program (MPH Program) respectively.

\*Please select the desired program at the time you apply.

## 2. Admission Schedule

|                         | First Examination Round  | Second Examination Round   |
|-------------------------|--|--|
| Application Period      | Monday, July 12 to Friday, July 30, 2021   | Monday, December 13 to Friday, December 24, 2021                                   |
| Examination Dates       | (Japanese applicants)<br>Tuesday, August 17, 2021                                | (Japanese applicants)<br>Tuesday, January 18, 2022                                 |
|                         | (Non-Japanese applicants)<br>Monday, August 16, 2021<br>Tuesday, August 17, 2021 | (Non-Japanese applicants)<br>Monday, January 17, 2022<br>Tuesday, January 18, 2022 |
| Announcement of Results | Friday, August 27, 2021  | Friday, January 28, 2022   |

## 3. Requirements for Application

Those who meet or are expected to meet any of the requirements below by March 2022 are eligible to apply.

- (1) Has graduated from a 4-year college/university.
- (2) Has received a bachelor's degree in accordance with Clause 4, Article 104 of the School Education Act of Japan (Act No. 26 of 1947).
- (3) Has completed a formal education curriculum of 16 years overseas.
- (4) Has been enrolled in a distance-learning program offered by schools outside Japan while living in Japan, thereby completing the formal education curriculum of 16 years of the country in which the school is located
- (5) Has completed a program offered by an educational institute in Japan that is accredited by the formal educational system of a foreign country as a provider of the country's college curriculum (limited to those in which graduates of the institute will be approved as having completed a formal education curriculum of 16 years in the relevant country) and designated elsewhere by the Minister of Education, Culture, Sports, Science and Technology of Japan
- (6) Has been awarded a bachelor's degree or its equivalent by completing a program at a non-Japanese college/university or other non-Japanese educational institute (of which the overall status of education and research activities is assessed by personnel approved by the government or the relevant authority of the country in which the institute is located, or is designated as an equivalent of such elsewhere by the Minister of Education, Culture, Sports, Science and Technology of Japan) requiring enrollment of three years or more (Including cases where such program is completed by enrolling in distance-learning courses offered by such educational institutes, or where such program is completed at an educational facility that is situated within the formal education system of the given country and is designated as described in (5))
- (7) Has completed a postsecondary course at a specialized training college specified elsewhere by the Minister of Education, Culture, Sports, Science and Technology of Japan (which satisfies standards set by the Minister of Education, Culture, Sports, Science and Technology of Japan, including the requirement of enrollment of four years or longer) on a date specified by the Minister of Education, Culture, Sports, Science and Technology of Japan or later
- (8) Is designated by the Minister of Education, Culture, Sports, Science and Technology of Japan (Notice No. 5 of the Ministry of Education, 1953)

- (9) Has enrolled in a graduate school based on the rules set forth by Clause 2, Article 102 of the School Education Act of Japan and has been approved as possessing the academic capacity required to receive education at a graduate school
- (10) Has been recognized as having an academic capacity equivalent to or exceeding a college graduate through an individual preliminary review to determine entrance qualification at a graduate school and is at least 22 years old
- (11) Has attended a college/university for at least three years (including those recognized by the Minister of Education, Culture, Sports, Science and Technology of Japan as an equivalent) and is recognized as having acquired the credits specified by the graduate school, with outstanding academic grades

Note 1: Those expected to satisfy 3-(2) by March 2022 must be able to satisfy one of the following two conditions.

- (i) Can submit a Certificate of Receipt of an Application for Degree Conferral issued by the National Institution for Academic Degrees and Quality Enhancement of Higher Education (NIAD-QE); or
- (ii) Is enrolled in an advanced course recognized as satisfying the conditions set by the NIAD-QE in accordance with Clause 1, Article 6 of the Regulation of Diploma (Notice No. 9 of the Ministry of Education, 1953,) and the president of the junior college or the headmaster of the college of technology where the candidate is currently attending can verify that the candidate is expected to complete the course and apply for a Bachelor's degree.

Note 2: Those fall under 3-(9) to (11) will be required to take an individual preliminary review of application qualification prior to applying.

Note 3: Those recognized by the Minister of Education, Culture, Sports, Science and Technology of Japan as an equivalent" as specified in 3-(11) above must satisfy one of the following three conditions.

- (i) Has completed 15 years of formal education in a country other than Japan
- (ii) Has been enrolled in a distance-learning program offered by schools in a country other than Japan while living in Japan, thereby completing 15 years of the formal education curriculum of the country in which the school is located
- (iii) Has completed a program offered by an educational institute in Japan that is accredited by the formal education system of a foreign country as a provider of the country's college curriculum (limited to those in which graduates of the institute will be recognized as having completed a formal education curriculum of 15 years in the country) and designated elsewhere by the Minister of Education, Culture, Sports, Science and Technology of Japan

#### 4. Individual Review of Eligibility Indicated in "3. Who Can Apply"

Applicants who fall under (9) to (11) of "3. Who Can Apply" above will be individually assessed to verify their eligibility prior to application. Those applicable should refer to the *Guidelines for the Procedures for the Preliminary Review of Application Qualification* on Page 9 and submit necessary documents before the set deadline.

#### 5. Application by Individuals with Disabilities

Applicants with disabilities must consult with the university before applying, as special consideration may be necessary during the entrance examination and/or enrollment.

Considering the time required to notify you of the outcomes of your consultation and/or to make reasonable accommodations based on a request and/or need, please consult the university as early as possible.

|                       | First Examination Round  | Second Examination Round  |
|-----------------------|--|---------------------------|
| Consultation Deadline | Friday, June 11, 2021  | Friday, November 12, 2021 |
| How to Consult        | Request for a Pre-application Consultation Form. Fill out the form, attach a physician's medical certificate and a photocopy of your Disability Certificate "Shogaisha Techo" (required only if you are issued one) when seeking consultation. |                           |
| Point of Contact      | Request necessary documents and consult with the representative specified as the person to whom application documents should be addressed in 6-(3).  |                           |

## 6. Application Procedures

### (1) How to Apply

Applicants should carefully read the Important Notices and submit the documents required for application as in 6-(5) during the application period. Documents may be submitted directly or sent by registered express mail to the address provided in 6-(3) to ensure they arrive no later than the set deadline.

Designated forms for *the Preliminary Review of Application Qualification* are downloadable from the following URL.

【<https://www.hsc.okayama-u.ac.jp/mdps/wp/admissions/exam/>】

### (2) When to Apply: Documents must arrive during the following period.

| First Examination Round                     | Second Examination Round                            |
|---|---|
| Monday, July 12 to<br>Friday, July 30, 2021 | Monday, December 13 to<br>Friday, December 24, 2021 |

For those bringing application documents directly to the university, application can be received between 9 AM and 5 PM (excluding weekends and national holidays).

Application documents submitted by post must arrive no later than the deadlines shown above; therefore, be sure to post them with enough time for delivery. You will not be allowed to submit part of the application documents before the deadline and the rest after the deadline.

Write "Application Documents for the Graduate School for Medicine, Dentistry and Pharmaceutical Sciences (Master's Course)" on the front of the envelope in red and be sure to confirm the expected delivery date/time before sending them.

### (3) Where to Submit Application Documents

|  |
|--|
| Graduate School Office, Academic Affairs Division, Graduate School for Medicine, Dentistry and Pharmaceutical Sciences, Okayama University (1st Floor, Administration Building, Shikata Campus)<br>2-5-1 Shikatacho, Kita-ku, Okayama, Okayama, 700-8558 Japan<br>Phone: +81-86-235-7986 |
|--|

### (4) Important Notices

(i) **You must meet with or contact the supervising professor in your department of interest before applying to discuss the research activities and studies you would be engaged in upon enrollment and post-completion career plans.**

If you are interested in the Molecular Imaging Skill Acquisition Program, consult with individuals in the Department of Cell Chemistry. If you are interested in the Master of Public Health Program (MPH Program), consult with individuals in the Department of Epidemiology.

(ii) Any application document written in a non-English language must be accompanied by a Japanese translation.

(iii) Once submitted, no changes can be made to the application documents.

(iv) No application document can be returned to the applicant after submission for any reason.

(v) Applications will not be accepted if any document is incomplete and/or the examination fee is not fully paid in time.

(vi) If your application documents are found to contain false information, acceptance to the graduate school may be revoked even after enrollment.

(vii) Certificates showing former family names and given names (e.g., maiden names) that are different from the names written on the Application Form may be used. In such cases, however, you must attach a document (of any format) that shows the date of the name change and both your current and former names written by the applicant himself/herself.

(viii) As classes for the Medical and Dental Sciences majors are held mostly on weekdays (during the daytime), applicants who are employed (i.e., those who are currently working at educational institutes, companies or other entities, and will continue to be employed there after enrollment) should carefully consider the appropriateness of enrollment before applying.

(5) Documents Required for Application

| Documents Required for Application  | Notes  |
|---|--|
| (i) Application form<br>- examination ticket and<br>photo ticket for<br>examination | Download the specified forms from the Graduate School website. The applicants themselves must fill out the form provided by the graduate school. Make sure to include your phone number and E-mail which we can reach you, and set up your E-mail to receive the emails (@adm.okayama-u.ac.jp) from Okayama University.  |
| (ii) Photograph   | Within the space designated on your <i>Photo Ticket</i> for examination, affix a photograph of yourself measuring <u>4 cm high by 3 cm wide that includes your face and upper body facing forward with no hat or cap worn, taken within three months before application.</u> Be sure to write your name and the name of the department for which you are applying on the back of the photograph before affixing it to the <i>Photo Ticket</i> .  |
| (iii) Examination fee   | <p>30,000 yen (A remittance fee will be required separately.)<br/>           Pay your examination fee in accordance with the Annex, <i>Paying for Entrance Examination Fees</i>. After payment is confirmed, print out the <i>Certificate of Entrance Examination Fee Payment</i> and affix it to the designated space on your Application Form for submission.<br/>           Online payment can be made one month before the start of the application period.</p> <p><u>[Examination Fee Refunds]</u><br/>           Paid examination fees will not be refunded for any reason other than those stipulated below.<br/>           (a) The examination fee was paid but no application was made (i.e., no application documents were submitted, or the application was not received);<br/>           (b) The examination fee was accidentally paid twice; or<br/>           (c) The examination fee was paid by those who meet the condition below due to difficulty in submitting the necessary certificate issued by local government within the submission period.</p> <p><u>[Examination Fee Exemption]</u><br/>           Okayama University has a special examination fee exemption system designed to lessen the financial burdens for those afflicted by disasters that have become eligible under the Disaster Relief Act in or after April 2020, and to ensure they have opportunities to receive further education. Please refer to the <i>Examination Fee Exemption Procedure Guide</i> on the university website at <a href="http://www.okayama-u.ac.jp/tp/admission/menjo.html">http://www.okayama-u.ac.jp/tp/admission/menjo.html</a></p> |
| (iv) Graduation certificate (or expected date of graduation certificate)            | <p>Submit a certificate made by the president (or dean) of the college from which you have graduated or from which you are expected to graduate. (This is not the actual document that was given to you at the time of graduation or awarding of a diploma or degree. This rule applies to international students as well.)<br/>           *If you have completed schooling at a college or a graduate school in China, you must submit the documents indicated in (xi) in addition to a graduation certificate.<br/>           (These are not required if you have not yet graduated at this point.)</p>  |
| (v) Academic transcript   | <p>Submit a transcript issued by the president (or dean) of the college from which you have graduated or are expected to graduate.<br/>           If you have transferred to a college in Japan from overseas, submit the academic transcript from the previous college as well.<br/>           *If you have completed schooling at a college or a graduate school in China, you must submit the documents indicated in (xi) in addition to an academic transcript.<br/>           (These are not required if you are yet to graduate at this point.)</p>  |

|  |   |
|--|---|
| (vi) Envelope for the university to send your examination ticket to you                                      | Clearly write the address you would like to have your examination ticket sent to (i.e., name, address and postal code of the applicant) and paste 344 yen-worth of postal stamps on the front of an envelope measuring 120 mm wide by 235 mm high (Nagagata #3).<br>Those currently reside outside Japan do not need to prepare the envelope and the stamp.   |
| (vii) Address Sticker  | These will be used by the university to send your letter of acceptance and the documents for enrollment procedures.<br>Please provide an address where these documents can be received without fail on the day of results announcement and when the documents for enrollment procedures are sent.   |
| <Japanese applicants only><br>(viii) Permission to apply   | Any format, not only the one specified by the graduate school, is acceptable.<br>Applicants working in public offices, companies, hospitals or other entities at the time of application and who will continue to be employed there after enrollment must submit this document. (If your workplace will change after enrollment, this document is not required.)  |
| <Non-Japanese applicants only><br>(ix) Proof of language ability*  | Submit one of the following after consulting with a supervising professor of your department.<br>- Notification of passing Level 1 or 2, or N1 or N2 of the Japanese-Language Proficiency Test<br>- TOEFL PBT (including ITP) score notification showing a score of 500 or more<br>- TOEFL CBT score notification showing a score of 173 or more<br>- TOEFL iBT score notification showing a score of 61 or more<br>- TOEIC score notification showing a score of 590 or more<br>- IELTS score notification showing a score of 5.5 or more (overall score)  |
| <Non-Japanese applicants only><br>(x) Certificate of Residence   | Foreigners currently residing in Japan must submit their Certificate of Residence issued by the mayor of their municipality of residence (which clearly shows the individual's residency status and valid period of stay).<br>If an applicant is not residing in Japan at the time of his/her application, a copy of his/her valid visa for the examination must be submitted.  |
| (xi) <Applies only to applicants who have graduated from a college/university or a graduate school in China> | <p><b><u>Credentials Report of Degree in English</u></b> issued by the China Academic Degrees and Graduate Education Development Center (CDGDC) and <b><u>Verification Report of Academic Transcript in English</u></b> must be submitted. Make sure that <b>only reports sent directly from CDGDC and CHSI to Okayama University</b> will be accepted.</p> <p>Those who have completed (or are expected to complete) master's course in China must submit these documents both for undergraduate and graduate school.</p> <p>[How to issue <b><u>Credentials Report of Degree in English</u></b><br/>CDGDC website: <a href="http://www.cdgdc.edu.cn/">http://www.cdgdc.edu.cn/</a></p> <p>[How to issue <b><u>Verification Report of Academic Transcript in English</u></b><br/>CHSI website: (Chinese) <a href="https://www.chsi.com.cn/xlcx/rhsq.jsp">https://www.chsi.com.cn/xlcx/rhsq.jsp</a><br/>(Japanese) <a href="http://www.chsi.jp/shinseikojin.html">http://www.chsi.jp/shinseikojin.html</a></p> <p>*Instruction:<br/>- Before applying, be sure to read the latest information provided on the CDGDC website thoroughly.<br/>- Make sure to have verification reports sent directly to the e-mail address of the Graduate School Office (kdf7986@adm.okayama-u.ac.jp). Documents submitted to Okayama University by the applicants themselves shall not be accepted.</p> |
| <Non-Japanese applicants only><br>(xii) Copy of Passport   | Submit a copy of your passport or a copy of a page in your passport that shows your name and date of birth.   |

[In addition to the above, submission of other certificates may be requested when necessary.]

\*If the main language you are using in your home country is English or if you are a graduate of a four-year college in Japan (or are expected to graduate) and you are unable to submit proof of your language abilities stipulated in (ix), please contact the office indicated in 6-(3) by Friday, June 11, 2021 for the first examination round, and by Friday, November 12, 2021 for the second examination round.

#### (6) Purpose of Use of Personal Information

Submitted application documents and the personal information provided therein will be used for work related to applicant selection.

Note, however, that if the applicant is accepted and becomes enrolled at Okayama University, his/her personal information including name, gender, date of birth, current address and educational history written on the application form will be registered in the academic affairs system as basic student information.

In addition, the examinee number and name (in *kanji* and *furigana*) of accepted applicants will be used in the tuition fee credit management system and the tuition exemption system of the university.

When an application for entrance fee exemption, entrance fee payment extension, tuition fee exemption, JASSO student loans or other financial support has been provided, the entrance examination scores and academic transcripts of the applicant may be used to make decisions on the academic capacity of the applicant required for financial support-related processes.

### 7. Issuance of Examination Tickets

(1) Examination tickets will be sent to applicants by post as indicated below. As for applicants living overseas, admission tickets will be sent by a secure email attachment.

If you do not receive your examination ticket by the expected delivery date, please notify the contact indicated in 6-(3).

|                        | First Examination Round        | Second Examination Round          |
|------------------------|--------------------------------|-----------------------------------|
| Sending Date           | Around Tuesday, August 3, 2021 | Around Wednesday, January 5, 2022 |
| Expected Delivery Date | Friday, August 6, 2021         | Tuesday, January 11, 2022         |

(2) Please keep your examination ticket as it will be necessary on the actual day of the examination, for enrollment procedures and for making examination information disclosure requests.

### 8. Applicant Selection

Applicants will be selected based on a comprehensive review of application documents and the results of the oral examination and interviews.

Note: Selection will be done based on submitted application documents, online examination and online interview this year to respond to the novel coronavirus infection.

#### (1) Examination Dates and Contents

##### First Examination Round

| Date                     | Examination Outline                      |   | Hours                                  |
|--------------------------|--|---|--|
| Monday, August 16, 2021  | Interview (non-Japanese applicants only) |   | From 9:00 AM (tentative)               |
| Tuesday, August 17, 2021 | Oral exam                                | <b>Japanese and Non-Japanese applicants fall under 3-(1)</b><br><u>English</u><br><b>Non-Japanese applicants fall under the eligibility categories other than 3-(1)</b><br><u>Select either English or Japanese</u> | About 20 min. from 10:00 AM to 5:00 PM |
|                          |  | Specialized subject<br>(Department chosen by the applicant)   |  |

## Second Examination Round

| Date                      | Examination Outline                      |  | Hours                                  |
|---------------------------|--|--|--|
| Monday, January 17, 2022  | Interview (non-Japanese applicants only) |  | From 9:00 AM (tentative)               |
| Tuesday, January 18, 2022 | Oral exam                                | <b>Japanese and Non-Japanese applicants fall under 3-(1) English*<sup>1</sup></b><br><b>Non-Japanese applicants fall under the eligibility categories other than 3-(1)</b><br><u>Select either English or Japanese</u> | About 20 min. from 10:00 AM to 5:00 PM |
|                           |  | Specialized subject<br>(Department chosen by the applicant)  |  |

\* Should there be any important notice on the examinations, it will be announced through the website of the Graduate School of Medicine, Dentistry and Pharmaceutical Sciences. Please be sure to check the website regularly for updates.

### (2) Examination Venue

We will inform you of the details on the online selection when sending admission ticket.

## 9. Announcement of Accepted Applicants

The announcement of accepted applicants will be posted as follows:

|               | First Examination Round   | Second Examination Round                         |
|---------------|---|--|
| Date and Time | Friday, August 27, 2021<br>10:00 AM (tentative)   | Friday, January 28, 2022<br>10:00 AM (tentative) |
| Where to post | <a href="http://www.hsc.okayama-u.ac.jp/mdps/index01.html">http://www.hsc.okayama-u.ac.jp/mdps/index01.html</a> |  |

(1) The examinee numbers of those who have been accepted will be posted on the graduate school official website. On the same day, a *Letter of Acceptance* and an *Enrollment Guidebook* will be sent to each accepted applicant using the address sticker submitted at the time of application.

(2) With regard to the screening results and/or details of the screening, Graduate School will not answer any inquiries over telephone, via e-mail, or by any other means.

## 10. Enrollment Procedures

### (1) Conducting Enrollment Procedures

Documents for enrollment procedures will be sent to accepted applicants by the university on Friday, February 18, 2022, using the address sticker submitted at the time of application (6-(5)-(vii)).

### (2) Enrollment Procedure Period

|  |
|--|
| Tuesday, March 15 to Wednesday, March 16, 2022 (Tentative) |
|--|

## 11. Disclosure of Examination Information

### (1) Who Can Request Disclosure

Those who have taken the entrance examination for April 2022 enrollment.

### (2) What Can Be Disclosed

(i) Examination results of the applicant requesting disclosure: overall score, results of the oral exam, and for international students, the results of the interview.

(ii) Overview of the scores of accepted applicants: the highest and lowest scores marked by accepted applicants and their mean score in the screening group in which the requesting applicant participated. The overview will not be disclosed, however, when fewer than five applicants were accepted in the applicable screening group.

### (3) How to Request Disclosure

Submit an Examination Information Disclosure Request Form (form specified by the university)

and your examination ticket yourself to Graduate School Office during the disclosure request period indicated in 11-(4) below.

The form can be obtained at the Graduate School Office or by requesting it to be sent by post. If you wish to request by post, clearly mark your examinee number and write "Please send an Examination Information Disclosure Request Form" on an envelope, enclose a self-addressed and stamped envelope and send it to Graduate School Office. (The self-addressed envelope should be Nagagata #3 [measuring 120 mm wide by 235 mm high] in size, have your name, address and postal code clearly written and have postage stamps [for mail weighing 25g or lighter] affixed to it.)

#### (4) Disclosure Request Period

|  |
|--|
| Friday, May 6 to Thursday, June 30, 2022<br>9:00 AM to 5:00 PM (Closed on weekends and national holidays.) |
|--|

Note: Disclosure requests sent by post will be accepted only when they are postmarked with dates within the above-mentioned period.

#### (5) Method of Disclosure

When an Examination Information Disclosure Request Form has been received, a disclosure notice will be prepared and the information will be disclosed (sent) as soon as it is ready. (Please note, however, that disclosure in response to requests received before June 2022 will be available in June or later.)

The submitted form may not be accepted (or necessary corrections may be requested) if it contains errors.

## 12. Other

### (1) Entrance Fee and Tuition

Entrance fee: 282,000 yen [tentative]

Tuition (per semester): 267,900 yen (535,800 yen per year) [tentative]

\*If fees have been revised at the time of enrollment or while you are enrolled, the revised amount will apply from the time of the revision.

### (2) Financial Support

The university has the systems for entrance fee exemption and deferred payment, tuition exemption, student loans and scholarships, as part of its financial support to students.

- Students may be able to apply for and receive a half or full exemption for their entrance fees or tuition if academic performance, income status and other conditions meet requirements.

- Students may be able to apply for and receive various scholarships or student loans if academic performance, income status and other conditions meet requirements.

### (3) Day/Evening Courses

Considering the enrollment of working students, students may be able to receive supervision for their research not only during the daytime on weekdays, but outside normal classroom hours as well (i.e., in the evenings, on Saturdays and during summer and winter breaks) in our master's programs (when Special Provisions for Education Methods [Day/Evening Courses] in Article 14 of the Standards for Establishment of Graduate Schools applies).

Should you wish to receive supervision outside the normal classroom hours, please consult with professors in your desired study/research field before applying.

Please note, however, that **classes and practicums will be held during the daytime on weekdays** even when you are able to receive supervision for your research work outside normal classroom hours. Be sure to discuss this thoroughly with your employers before applying.

## Guidelines for the Procedures for the Preliminary Review of Application Qualification

Those who fall under the eligibility indicated in 3-(9) to (11) must first complete the following procedures and have their application qualification confirmed.

(1) **Application Period: Documents must arrive during the following period.**

| First Examination Round                 | Second Examination Round                        |
|---|---|
| Monday, June 7 to Friday, June 11, 2021 | Monday, November 8 to Friday, November 12, 2021 |

Documents may be submitted directly or sent by registered express mail to ensure they arrive no later than the set deadline.

For those bringing application documents directly to the university, documents can be received between 9:00 AM and 5:00 PM (excluding weekends and national holidays).

As the deadlines shown above will apply to application documents sent by post as well, be sure to post them with enough time for delivery. You will not be allowed to submit part of the application documents before the deadline and the rest after the deadline.

Write "Documents for the Preliminary Review of Qualification to Apply to the Graduate School for Medicine, Dentistry and Pharmaceutical Sciences (Master's Course)" on the front of the envelope in red and be sure to confirm the expected delivery date/time before sending them out.

(2) **Where to Submit Your Documents**

Graduate School Office, Academic Affairs Division, Graduate School for Medicine, Dentistry and Pharmaceutical Sciences, Okayama University (1st Floor, Administration Building, Shikata Campus)  
2-5-1 Shikatacho, Kita-ku, Okayama, Okayama, 700-8558 Japan  
Phone: +81-86-235-7986

(3) **Required Documents**

(i) Those who fall under 3-(9) or (11)

- Eligibility Approval Application Form (form specified by the graduate school)
- Certificate showing enrollment duration at the institute at which you have attained your highest level of education (or the educational institute you currently belong to)
- Academic transcript from the institute at which you have attained your highest level of education (or the educational institute you currently belong to) \*3
- Academic catalog (Student handbook), etc.
- Letter of recommendation from the faculty member who intends to accept you (clearly stating the background of your acceptance and why he/she believes that you are eligible for the course)
- One envelope with 374 yen-worth of postage stamps affixed. (Please write the return address on the front.)

\*Those who currently reside outside Japan do not need to prepare the envelope and the stamp.

(ii) Those who fall under 3-(10)

- Eligibility Approval Application Form (form specified by the graduate school)
- Graduation (or completion) certificate from the institute at which you have attained your highest level of education\*3
- Academic transcript from the institute at which you have attained your highest level of education\*3
- Research Planning Sheet and Record of Research Performance (forms specified by the graduate school)
- Copies of selected academic papers and research presentations
- Letter of recommendation from the faculty member who intends to accept you (clearly stating the background of your acceptance and why he/she believes that you are eligible)
- One envelope with 374 yen-worth of postage stamps affixed. (Please write the return address on the front.)

\*Those who currently reside outside in Japan do not need to prepare the envelope.

[Annotations]

- \*1 Submission of additional certificates not listed here may be requested when necessary.
- \*2 Any document submitted that is written in a non-English language must be accompanied by a Japanese translation.
- \*3 **Credentials Report of Degree in English** issued by the China Academic Degrees and Graduate Education Development Center (CDGDC) and **Verification Report of Academic Transcript in English** must be submitted. Make sure that only reports sent directly from CDGDC and CHSI to Okayama University will be accepted.
  - \*See Page 5 for CDGDC/CHSI-related procedures.
  - \*If English version of the certificates issued by CDGDC and CHSI cannot be sent during the application period for preliminary review of qualification, please **submit governmental verification documents** for your graduation or completion certificate, your degree certificate and your academic transcript.

(4) Method of Approval

Decisions will be made based on the document review and an interview. (You will be notified of the schedule and other details of your interview at a later date.)

|                            | First Round Examination                                     | Second Round Examination   |
|----------------------------|---|--|
| Date and Time of Interview | Thursday, July 4, 2021<br>Beginning at 10:00 AM (tentative) | Thursday, November 25, 2021<br>Beginning at 10:00 AM (tentative) |

Applicants will be notified of the results of the preliminary review at a later date.

If your eligibility is confirmed, please proceed to the application procedures following the *Application Guide for Admission of the Master's Course at the Graduate School of Medicine, Dentistry and Pharmaceutical Sciences*. (Certificates and other documents submitted for the preliminary review do not have to be resubmitted for application procedures.)

# A Guide to Major in Medical and Dental Sciences

## 1. Human Capacity Building Objective and Education Goals

By systematically and intensively teaching a wide range of knowledge and skills related to medicine and dentistry to students with diverse backgrounds and expertise in the natural sciences and/or applied sciences regardless of faculty or department, the program will develop human resources capable of contributing to state-of-the-art research in medicine or dentistry and to the advancement of medicine. Moreover, the objective of this program is to develop human resources that can meet new needs including the need for advanced technicians who have knowledge in both medicine and dentistry.

The following education goals have been established to achieve the above objectives in human capacity building.

- 1) Promotion of education that aims at having students acquire knowledge and skills in advanced medical and dental fields
- 2) Development of human resources capable of spreading advanced state-of-the-art medicine and translational research
- 3) Interdisciplinary education and research in medicine and dentistry

## 2. Standard Enrollment Years and Awarded Degrees

Standard number of enrollment years: 2

One of the following degrees may be awarded according to the area of your research:

Master of Medicine, Master of Public Health, Master of Dentistry, or Master of Science.

## 3. Completion Requirements

To complete the Master's course, you must have studied in the course for at least two years, earned at least 30 credits, received required academic research supervision and passed a dissertation review and a final examination by the graduate school.

## 4. Expected Career Paths of Alumni

Students majoring in Medical and Dental Sciences will aim to acquire foundational and advanced skills in medicine and dentistry regardless of what they majored in during college. Their career paths, therefore, are expected to be diverse as indicated below.

- (i) It is possible to continue on to the doctoral program of the Graduate School of Medicine, Dentistry and Pharmaceutical Sciences to become educators and/or researchers of medicine and dentistry.
- (ii) Being practitioners with highly advanced expertise, promising paths at educational and/or research institutes such as universities and private research institutes, private companies and administrative agencies can be expected.
- (iii) In relation to clinical trials (clinical trials of new products required for governmental approval, and clinical trials unrelated to governmental approval), alumni may be able to become investigational drug managers, clinical research coordinators (CRCs), study coordinators (SCs), staff members in charge of new drug development and researchers working on clinical research methodologies and revealing drug action mechanisms through clinical pharmacological methods. At medical equipment manufacturers, our alumni are expected to contribute in the areas of product development, clinical trials for governmental approval and maintenance.
- (iv) Promising careers as experts supporting state-of-the-art dental practices such as dental material researchers, partners of advanced dental practices, state-of-the-art dental auxiliary educators and oral care coordinators meeting the needs of an aging population, can be expected.

## 5. Programs for Enrollment

Students majoring in Medical and Dental Sciences (Master's Course) are required to "have studied in the course for at least two years, earned at least 30 credits, received required academic research supervision and passed a dissertation review and a final examination by the graduate school." There are three programs available for enrollment to earn credits and receive research supervision.

## 6. Outline of Medical and Dental Sciences Major Courses (Medical and Dental Sciences Program)

| Course                                      | No. of Credits |          | Description   |
|---|----------------|----------|---|
|   | Required       | Elective |   |
| Introduction to Medical and Dental Sciences | 2              |          | This is a postgraduate-level liberal arts course. In addition to medical and dental science fields, the course will provide a less technical overview of a wide range of topics in related biosciences, natural sciences and engineering and agricultural fields. Furthermore, topics like ICT utilization, how to write academic papers in English, medical English for researchers, patent application procedures, how to start up and manage venture businesses, and the position of research and development within pharmaceutical companies will be taught by visiting experts in various areas as guest lecturers. There will also be special lectures for career development support in which individuals practicing research and development in business areas where many students will work after course completion will be invited. |
| Medical Bioethics                           | 1              |          | Students will be educated on various bioethical issues generated by advancement in technologies such as genomic analysis, genetic engineering, reproductive medicine and transplantation medicine, to develop researchers and medical professionals capable of acting based on ethically correct decisions. They will study international rules on confidentiality and ownership of rights regarding research outcomes and genetic information as well.   |
| Human Anatomy                               | 2              |          | Knowledge of normal human body morphology and anatomy will be provided. At the same time, observational skills required by medical professionals will be nurtured and the preciousness of life will be discussed.   |
| Human Physiology                            | 2              |          | The goals of this course are to learn about the normal physiological functions of the human body and have a foundational understanding of the amazing nature of homeostatic mechanisms, that is, of hemodynamics. Normal physiological functions must be understood first to understand pathological states. Human body functions can be comprehensively understood only by organically linking functions at the molecular, cellular, tissue, organ and whole-body levels on a foundation of a sufficient understanding of the human body at each of these levels. The comprehensive functions of the human body and their regulation will thus be taught from both micro- and macro-perspectives.  |
| Biochemistry                                | 2              |          | Students are given an overview of cells and molecules making up living organisms and learn how to perceive various cellular phenomena as spatiotemporally controlled molecular interactions, in order to allow them to understand life phenomena at the molecular level.  |
| Pathology                                   | 2              |          | Students learn basic concepts related to disease and gain knowledge regarding pathogenesis mechanisms, progress and prognosis, and examine the principles of diagnosis and treatment.   |
| Pharmacology                                | 2              |          | Pharmacological effects of drugs, more specifically, the mechanisms of drug action and metabolism and side effects are taught. Students gain basic knowledge regarding clinical drug treatment.   |
| Biomaterials                                | 2              |          | Students learn the basic characteristics and clinical applications of materials (and machines) that replace physical forms, functions affected by defects occurring in human bodies; and instruments to measure indices of health maintenance and improvement.  |

| Course  | No. of Credits |          | Description  |
|---|----------------|----------|--|
|   | Required       | Elective |  |
| Social Medicine and Dentistry                   | 2              |          | Students gain foundational knowledge needed to understand the roles of medicine and dentistry in our society and the relationships between them in lectures covering health promotion medicine and dentistry, theories and methods used in epidemiology, epidemiological achievements, and technologies to assess the effects of environmental chemical substances on our health.  |
| Introduction to Clinical Medicine and Dentistry | 2              |          | Because the development of new treatments based on the causes of disease is important in clinical medical and dental sciences, students will learn about currently practiced methods for diagnosis and treatments, on the foundation of a sufficient understanding of the concepts, epidemiology and pathophysiology of diseases.  |
| Human Gross Anatomy                             | 1              |          | Students will participate in the summer cadaver dissection course conducted by volunteers from the Faculty of Medicine of our Medical School. As part of the fundamental learning needed to major in medical and dental science, the course will cultivate respect toward human body and the dignity that is required of medical professionals, while also aiming to gain a deeper understanding of human body mechanisms.   |
| Research in Medical Sciences I                  | 4              |          | One of the course completion criteria for medical and dental science majors is to "receive necessary research supervision." The program therefore has credit-awarding courses in which supervising professors provide guidance for the research activities of first- and second-year students they accept at their laboratories. This course awards credits to first-year students conducting research under the supervision of faculty members.   |
| Research in Medical Sciences II                 | 4              |          | One of the course completion criteria for medical and dental science majors is to "receive necessary research supervision." The program therefore has credit-awarding courses in which supervising professors provide guidance for the research activities of first- and second-year students they accept at their laboratories. This course awards credits to second-year students conducting research under the supervision of faculty members. Thesis preparation for the master's defense is also covered in this course.  |
| Research in Dental Sciences I                   | 4              |          | One of the course completion criteria for medical and dental sciences majors is to "receive necessary research supervision." The program therefore has credit-awarding courses in which supervising professors provide guidance for the research activities of first- and second-year students they accept at their laboratories. This course awards credits to first-year students conducting research under the supervision of faculty members.  |
| Research in Dental Sciences II                  | 4              |          | One of the course completion criteria for medical and dental sciences majors is to "receive necessary research supervision." The program therefore has credit-awarding courses in which supervising professors provide guidance for the research activities of first- and second-year students they accept at their laboratories. This course awards credits to second-year students conducting research under the supervision of faculty members. Thesis preparation for the master's defense is also covered in this course. |

| Course  | No. of Credits |          | Description   |
|---|----------------|----------|---|
|   | Required       | Elective |   |
| <p>To conduct research in medical and dental sciences, you will need to take the initiative to learn the background of your research and what mankind has achieved so far, know the history of research projects in your study/research field, and understand the current situation and issues. You will need to explain your research work in various scientific communities of varying scales as well.</p> <p>The flexible core courses shown below are for active learning, designed to allow students to acquire such skills in a natural manner by having faculty members and students get involved in these activities together.</p> <p><b>Research seminar:</b> Students prepare resumes and presentation slides and report on the objectives, methods, results and evaluations of the research work they have done. Discussions with faculty members and other students follow.</p> <p><b>Journal club:</b> Students look for academic papers and reviews related to their research work themselves. They will explain a summary of their findings.</p> <p><b>Preparing for presentations at academic conferences:</b> Students create presentation summaries, sign up for academic conferences, prepare slides or posters and practice making presentations. Faculty members in charge of each field and students may conduct these courses jointly.</p> |                |          |   |
| Research Presentation in Molecular Medicine   | 2              |          | Students will understand the latest molecular biology aspects of medical sciences with a wide perspective. The course will mainly focus on comprehensive analysis and application to diagnosis, treatment, drug development and other aspects of medicine related to cellular genomes, which are the building blocks of living organisms; gene expression; gene-product proteins (proteomes); and interactions with extracellular systems.  |
| Research Presentation in Preventive Medicine  | 2              |          | Body defense mechanisms will be comprehensively studied as a series of interactions between infections (invasion factors) and the immune system (defense factors). More specifically, infectious agents like bacteria and viruses, and immune responses against different infectious agents will be covered. Meanwhile, the basics of host immune responses will be understood systematically.  |
| Research Presentation in Regenerative Medicine  | 2              |          | Students will gain basic knowledge regarding pure research in the field of cellular biology, oriented toward regenerative medicine and research on the development of artificial organs and devices. The course will focus particularly on knowledge and skills for cell cultivation, which is fundamental for almost all research in biological sciences.  |
| Research Presentation in Cell and Tissue Engineering  | 2              |          | Students will gain basic knowledge regarding the foundation of biomechanics in cells and tissues and physiomic theoretical or experimental evidence of information flow and function expression in cells and tissues.   |
| Research Presentation in Clinical Trial   | 2              |          | Lectures will be given on methods for clinical trials for pharmaceutical drugs and how to evaluate their results from clinical pharmacology perspectives, and how to appropriately and smoothly conduct clinical trials for governmental approval while complying with new GCP rules, ensuring ethicality, scientific quality and data reliability. In addition, clinical trial protocols and issues related to their implementation will be covered, and ways to address them will be discussed.   |
| Research Presentation in Clinical Informatics   | 2              |          | Students will learn ways to efficiently save, retrieve and use information in order to address issues in medical and dental sciences and to assist in decision-making. As foundational knowledge, students will learn the basics of computer science, telecommunications and statistics. Moreover, they will learn methodologies to formulate issues, collect information through critical selection, draw out solutions based on objective insights and record and share such processes and their outcomes in an appropriate manner. Students will be taught about hospital information systems, exchange of medical information and security technologies, as applied cases of these methodologies. |

| Course  | No. of Credits |          | Description   |
|---|----------------|----------|---|
|   | Required       | Elective |   |
| Research Presentation in Neuroscience                   | 2              |          | Students learn about expression of cranial nerve functions and mechanisms to control them at molecular, cellular and whole-body levels. Students will also study various brain disorders that are caused when these are disrupted.  |
| Research Presentation in Pathophysiology                | 2              |          | Students are provided with an overview of the generation and development of diseases at the whole-body, cellular and molecular levels, as well as the underlying principles of various methods to identify causes of death.   |
| Research Presentation in Oral Functional Reconstruction | 2              |          | Students gain foundational and clinical knowledge related to cause identification, diagnosis, treatment and preventive measures for oral functional disabilities caused by the loss of teeth, mandibles or maxilla.   |
| Research Presentation in Oral Pathology                 | 2              |          | By analyzing the pathology of diseases commonly seen in oral and maxillofacial areas, including infections, inflammation and tumors, using molecular and cell biology methods, students will gain comprehensive knowledge needed for cause identification, diagnosis and treatment. The course will not only focus on understanding pathological matters and current clinical applications but will also show the direction of future studies as well.  |
| Research Presentation in Oral Health and Development    | 2              |          | Students will gain an understanding of structural and functional changes in oral and maxillofacial areas that take place following development, growth and aging throughout the continuous phases of pathology and health in addition to attending lectures on structure, development and growth in these areas. Furthermore, students will also gain foundational and clinical knowledge on cause identification, diagnosis, treatment and prevention to nurture their awareness regarding concepts related to health maintenance and advancement. |
| Presentation at International Conference 1              |                | 1        | International academic conferences held outside Japan   |
| Presentation at International Conference 2              |                | 1        | International academic conferences held in Japan  |
| Required No. of Credits                                 | 20             | 10       |   |

## Outline of Medical and Dental Sciences Major Courses (Master of Public Health [MPH] Program)

| Course  | No. of Credits |          | Description   |
|---|----------------|----------|---|
|   | Required       | Elective |   |
| Introduction to Medical and Dental Science  |                | 2        | This is a postgraduate-level liberal arts course. In addition to medical and dental science fields, the course will provide a less technical overview of a wide range of topics in related biosciences, natural sciences and engineering and agricultural fields. Furthermore, topics like ICT utilization, how to write academic papers in English, medical English for researchers, patent application procedures, how to start up and manage venture businesses, and the position of research and development within pharmaceutical companies will be taught by visiting experts in various areas as guest lecturers. There will also be special lectures for career development support in which individuals practicing research and development in business areas where many students will work after course completion will be invited. |
| Social Medicine and Dentistry   |                | 2        | Students gain foundational knowledge needed to understand the roles of medicine and dentistry in our society and the relationships between them in lectures covering health promotion medicine and dentistry, theories and methods used in epidemiology, epidemiological achievements, and technologies to assess the effects of environmental chemical substances on our health.   |
| Introduction to Public Health (former Health Service Management and Health Economics) |                | 2        | Students can learn the framework for both the concept or the social system on public health and the national hygiene trends of Japan.   |
| Introduction to Research Methods (former Medical Ethics and Clinical Ethics)          | 2              |          | This course deals with a variety of basic methods of epidemiology and statistics used in medical research.  |
| Basic Epidemiology  | 2              |          | This course deals with an overview of epidemiology, which is a basic scientific methodology to study populations. It also deals with causal inference, epidemiological theories, biostatistics, and their application including clinical epidemiology and environmental epidemiology. It also enhances the development of students' skill in reading scientific papers on descriptive epidemiology and analytical epidemiology.   |
| Applied Epidemiology (former Introduction to Public Health and Medical Research)      | 2              |          | This course deals with how to apply epidemiology to real medical research, based on the background of epidemiologic methods.  |
| Basic Biostatistics   | 2              |          | By learning the basics of statistics, which are the underlying rules of the sciences, students will acquire the foundation to study epidemiological methodologies. Foundational biological statistics including the history of statistics, samples and source populations, the law of large numbers and the central limit theorem, random variables, probability distribution, statistical testing and estimation, descriptive epidemiology and inferential statistics, and regression analysis will be covered to cultivate a foundation for scientific research activities.   |

|  |   |   |   |
|--|---|---|---|
| Epidemiologic and Statistical Analysis Practice I                                  | 2 |   | Students will study the basics of epidemiology and statistics. This is a problem-solving-type practical learning course.  |
| Epidemiologic and Statistical Analysis Practice II                                 |   | 2 | Students will study the basics of epidemiology and statistics. This is a problem-solving-type practical learning course.  |
| Environmental and Occupational Health (former Environmental and Industrial Health) | 2 |   | Students will learn foundational theories for environmental health research, such as exposure measurement, disease diagnosis and field studies. A wide range of knowledge related to healthcare and industry will be taught, including methodologies and the reality of the monitoring of work environment management, work management and health management in industrial health; interview methods in industrial health; issues related to returning to work; and corporate structural mechanisms. The realities of legal disputes related to workplace health issues will be covered as well.  |
| Social Epidemiology  | 2 |   | Students will study methodologies and actual examples to quantify and reveal the impact of economic situations, society, schemes and regulations, and culture on humans beyond the scope of risk-factor epidemiology, which focuses on the causes and diseases.   |
| Medical Policy   | 2 |   | Students will be taught an overview of medical insurance and medical service provision schemes, and learn the foundational concepts of medical policies and current issues.   |
| Critical Appraisal of Scientific Papers I (former Clinical Research Methods I)     |   | 2 | The aim of this course is to help students acquire the necessary skills and knowledge of critical appraisal of scientific papers from the viewpoint of epidemiology and statistics. It also enhances the development of students' skill in literature searches, hypothesis development, selection of study subjects, and data collection and analysis.  |
| Critical Appraisal of Scientific Papers II (former Clinical Research Methods II)   |   | 2 | The aim of this course is to help students acquire the necessary skills and knowledge of critical appraisal of scientific papers from the viewpoint of epidemiology and statistics. It also enhances the development of students' skill in literature searches, hypothesis development, selection of study subjects, and data collection and analysis.  |
| Preventive Medicine (former Special Lectures for MPH Course)                       |   | 2 | Students will study preventive medicine based on both theory and practice, such as personal prevention, population strategy and social intervention etc.  |
| Food Poisoning Research Methods (former Statistical Exercise)                      |   | 2 | This course deals with the basic research methods needed to conduct food poisoning epidemiologic studies. This course includes practice of data analysis.   |
| Qualitative Research Methods   |   | 2 | Students will learn theories of research methods to assemble qualitative data, which is the foundation for developing analytical and quantitative clinical research, nursing research and regional healthcare research. The course covers research and survey methods using various methods, including experimenting and observation, interviews, ethnomethodologies, content analyses of documents and images, participant observation conducted while living with the subject(s) of research and various fieldwork methods. Analysis methods to develop research hypotheses and research design based on cases in the field and at medical institutions will also be covered. |

| Course                                     | Description |  |
|--|-------------|--|
|  | Required    | Elective   |
| Public Health Practice I                   | 4           | Students will examine multiple research hypotheses through group discussions with other graduate school students and discussions with faculty members. At the same time, students will research previous studies and finalize a research hypothesis. They will then collect data based on this hypothesis or examine existing usable data.     |
| Public Health Practice II                  | 4           | Students will collect and analyze data based on the outcomes of Public Health Practice I. Students will then engage in multiple group discussions with other graduate school students and discussions with faculty members, then write their own academic papers. These will be sent to academic journals for publication as much as possible. |
| Presentation at International Conference 1 |             | 1<br>International academic conferences held outside Japan (Course requires approval.)   |
| Presentation at International Conference 2 |             | 1<br>International academic conferences held in Japan (Course requires approval.)  |
| Required Credits                           | 24          | 6  |

医歯科学専攻担当教授の主な研究内容  
Department, Professor and Research Projects

2021.5.17現在

| 教育研究分野 及び 連絡先<br>Department, HP Address, E-mail   | 指導教授 Professor                                  | 研究内容  | Research Projects   | 学系区分<br>Faculty |
|---|---|---|---|-----------------|
| 細胞組織学<br>Cytology and Histology<br><br>TEL 086-235-7083<br><br><a href="http://www.okayama-u.ac.jp/user/anatomy/">http://www.okayama-u.ac.jp/user/anatomy/</a><br><br>saibousoshiki2014@gmail.com                         | 教授 大内 淑代<br><br>Professor<br>OHUCHI, Hideyo     | 1. 新型光受容器および短波長感受オプシンの細胞組織学的機能解析<br>2. 神経網膜の発生分化と再生の分子機構の研究<br>3. 発生進化的アプローチによる再生の分子機構の解明<br>4. 腫瘍関連遺伝子および疾患関連遺伝子の生物学的・発生的役割の解明<br>5. 病態解明と創薬を目指した疾患モデル動物・細胞の作製と解析  | 1. Cellular, immunohistochemical, and functional analysis of vertebrate novel photoreceptors and non-canonical opsins (Opsin5, Opsin 3)<br>2. Studies on molecular mechanisms of neural retina development, differentiation and regeneration<br>3. Studies on molecular mechanisms of tissue regeneration via evo-devo approaches<br>4. Studies on biological and developmental functions of tumor-associated genes and disease-related genes<br>5. Generation of disease-model animals/cells for elucidating pathophysiology and drug screening  | 医学<br>Med.      |
| 人体構成学<br>Human Morphology<br><br>TEL 086-235-7088<br><br><a href="http://www.okayama-u.ac.jp/user/anatomy/hm/index.html">http://www.okayama-u.ac.jp/user/anatomy/hm/index.html</a>  | [未定]<br><br><b>(募集停止)</b><br>(Not recruiting)   | 1. 人体の諸器官とくに血管系の類型的分析<br>2. 脈管系の微細構造と分布様式<br>3. 中枢神経系の細胞外基質, 特にプロテオグリカン<br>4. グリコカリックスの微細形態と機能<br>5. 基底膜の構造と機能: 分子構成と発生<br>6. 組織幹細胞の起源と実態<br>7. 組織幹細胞の機能破綻と疾患   | 1. Analysis of blood microvascular architecture of human organs: a scanning electron microscopic study of corrosion casts<br>2. Analysis of fine structure and organization of vessels<br>3. ECM of central nervous system, a role of proteoglycan<br>4. Fine structure and function of glycocalyx<br>5. Structure and function of basement membrane : molecular structure and its roles in development<br>6. Developmental plasticity in mammalian ocular tissue<br>7. Molecular basis of tissue stem cells and cancer (stem) cells  | 医学<br>Med.      |
| システム生理学<br>Cardiovascular Physiology<br><br>TEL 086-235-7112<br><br><a href="http://www.okayama-u.ac.jp/user/med/phy2/index.htm">http://www.okayama-u.ac.jp/user/med/phy2/index.htm</a><br><br>knaruse@md.okayama-u.ac.jp | 教授 成瀬 恵治<br><br>Professor<br>NARUSE, Keiji      | 1. メカニカルストレス受容・応答機構<br>2. メカノレセプターのクローニング・分子機構<br>3. 機械受容チャネルのパッチクランプを用いた解析<br>4. 心臓の機能とエネルギー解析<br>5. 心不全の分子メカニズム<br>6. メカニカルストレスと再生医療 (骨・軟骨・心筋・皮膚)<br>7. 生殖補助医療 (不妊治療)<br>8. 医工学機器 (平面パッチクランプ装置) の研究・開発<br>9. 脂質膜・タンパク質の粗視化分子動力学シミュレーション                     | 1. Mechanotransduction<br>2. Cloning and identification of Mechanoreceptor<br>3. Patch clamp of stretch-activated channel<br>4. Cardiac function and energy analysis<br>5. Molecular mechanism of heart failure<br>6. Regenerative Medicine (bone, chondrocytes, heart, skin)<br>7. Infertility<br>8. R&D of medical engineering devices (planar patch clamp device)<br>9. Coarse grained molecular dynamics simulation of lipid membranes and proteins   | 医学<br>Med.      |
| 分子医化学<br>Molecular Biology and Biochemistry<br><br>TEL 086-235-7127<br><br><a href="http://www.okayama-u-mbb.jp/">http://www.okayama-u-mbb.jp/</a><br><br>oohashi@cc.okayama-u.ac.jp                                      | 教授 大橋 俊孝<br><br>Professor<br>OOHASHI, Toshitaka | 1. 脳の神経情報伝達を制御するペリニューラルマトリックス<br>2. 骨・軟骨代謝学, 骨・軟骨のメカノバイオロジー<br>3. 基底膜の構築・遺伝子発現・器官形成と機能<br>4. 血液脳関門とアストロサイト/血管内皮細胞/マトリックス構築<br>5. 皮膚創傷治癒における細胞外マトリックス<br>6. がん微小環境におけるマトリックス分解酵素の果たす役割<br>7. 骨, 歯, 口腔粘膜再生療法の開発<br>8. 関節軟骨変性疾患のバイオイメージングと薬物標的化技術                | 1. Control of neural plasticity and conduction velocity by neural ECM<br>2. Bone and cartilage metabolism and mechanobiology of bone and articular cartilage<br>3. Function and expression of basement membranes in development and disease<br>4. Function of basement membranes, astrocytes, and endothelial cells in blood-brain barrier in the central nervous system<br>5. Extracellular matrix in the wound healing of skin.<br>6. Matrix metalloproteinase in the tumor microenvironment<br>7. Tissue engineering of bone, tooth and oral mucosa<br>8. Molecular bio-imaging of articular cartilage and molecular-targeting for diagnosis/therapy in osteoarthritis   | 医学<br>Med.      |
| 循環器内科学<br>Cardiovascular Medicine<br><br>TEL 086-235-7346<br><br><a href="http://okayama-u-cvm.jp/index.html">http://okayama-u-cvm.jp/index.html</a><br><br>itomd@md.okayama-u.ac.jp                                      | 教授 伊藤 浩<br><br>Professor<br>ITO, Hiroshi        | 1. 心不全の病態・分子学的機序の解明、治療法の開発<br>2. 心不全患者の遠隔診療システムの開発<br>3. 肺高血圧症の病態解明と新しい治療薬の開発<br>4. 動脈硬化の危険因子、機序の解明と新しい診断法、治療薬の開発<br>5. 不整脈の遺伝子機序の解明とカテーテル治療法の開発<br>6. 統合した循環器画像診断法の開発<br>7. 心筋再生医療、ペースメーカー細胞の開発<br>8. 成人先天性心疾患の統合的治療戦略の確立<br>9. 腫瘍循環器学: 抗がん剤の心血管毒性の機序と治療法の研究 | 1. Analysis of pathology and molecular mechanism of heart failure, and development of therapeutic approach.<br>2. Development of remote monitoring system to patients with heart failure.<br>3. Analysis of pathology of pulmonary hypertension and development of new therapeutic modality.<br>4. Analysis of new risk factors and molecular mechanisms of atherosclerosis and development of advanced therapeutic methods.<br>5. Analysis of genetic mechanism of arrhythmias and development of new therapeutic modality using catheter.<br>6. Development of integrated imaging.<br>7. Regeneration of cardiac cells and development of pace maker cells.<br>8. Establishment of integrated therapeutic approach to patients with adult congenital heart disease. | 医学<br>Med.      |

|  |  |   |  |                     |
|--|--|---|--|---------------------|
| <p>心臓血管外科学<br/>Cardiovascular Surgery</p> <p>TEL 086-235-7359</p> <p><a href="http://okayama-u-cvs.jp/">http://okayama-u-cvs.jp/</a></p> <p>shingok@md.okayama-u.ac.jp</p>   | <p>教授 笠原 真悟</p> <p>Professor<br/>KASAHARA, Shingo</p>        | <p>心臓部門</p> <ol style="list-style-type: none"> <li>1. 複雑心奇形の外科治療に関する研究</li> <li>2. 新生児・乳児開心術に関する研究</li> <li>3. 心筋保護に関する研究 (特にチアノーゼ性心筋)</li> <li>4. 開心術時, 大動脈手術時における臓器保護に関する研究</li> <li>5. Tissue engineering 法を用いた弁付導管, 血管作製</li> <li>6. 小児人工心臓の開発</li> <li>7. 心筋再生治療の研究</li> </ol> <p>血管部門</p> <ol style="list-style-type: none"> <li>1. Diamond-like-carbon の医療応用に関する開発研究</li> <li>2. 動脈硬化性疾患におけるHMGB-1の役割を解明する研究</li> <li>3. 血管外科手術中の臓器保護 (特に脊髄保護) に関する研究</li> </ol> | <p>Research for Cardiac Surgery</p> <ol style="list-style-type: none"> <li>1. Research of surgical treatment of complex congenital heart disease</li> <li>2. Research of neonatal and infantile open heart surgery</li> <li>3. Research of myocardial protection for cyanotic myocoeidum</li> <li>4. Research of organ protection in major cardiovascular surgery</li> <li>5. Research of heart and heart &amp; lung transplantation</li> <li>6. Development of valved conduit and vascular graft with tissue engineering method</li> <li>7. Development of pediatric artificial heart</li> <li>8. Cardiac stem cell therapy for heart failure</li> </ol> <p>Research for Vascular Surgery</p> <ol style="list-style-type: none"> <li>1. Application of Diamond-like-carbon for Medical devices</li> <li>2. Research on relationship between HMGB-1 and Atherosclerotic diseases</li> <li>3. Research on organ protection during vascular surgery (Especially on protection of spinal cord)</li> </ol> | <p>医学<br/>Med.</p>  |
| <p>麻酔・蘇生学<br/>Asesthesiology and Resuscitology</p> <p>TEL 086-235-7324</p> <p><a href="http://okadaimasui.com">http://okadaimasui.com</a></p> <p>morima-h@md.okayama-u.ac.jp</p>   | <p>教授 森松 博史</p> <p>Professor<br/>MORIMATSU, Hiroshi</p>      | <ol style="list-style-type: none"> <li>1. 多臓器不全の病態の解明と治療に関する研究 <ol style="list-style-type: none"> <li>(1) 侵襲によるサイトカインの変動の解明</li> <li>(2) 侵襲に対するヘムの役割の解明</li> <li>(3) 臓器不全の予防と治療に関する分子生物学的研究</li> </ol> </li> <li>2. 疼痛の機序および治療に関する研究</li> <li>3. 麻酔・集中治療・ペインクリニックに関する臨床研究</li> </ol>  | <ol style="list-style-type: none"> <li>1. Study on elucidation of pathophysiology and therapy of multiple organ failure <ol style="list-style-type: none"> <li>1)Elucidation of cytokine fluctuation in response to invasion</li> <li>2)Elucidation of functional role of heme against invasion</li> <li>3)Molecular biological study on prevention and therapy of organ failure</li> </ol> </li> <li>2.Study on mechanisms and management of pain</li> <li>3. Clinical Research relating to Anesthesiology, Intensive Care, and Pain Medicine</li> </ol>  | <p>医学<br/>Med.</p>  |
| <p>救命救急・災害医学<br/>Emergency, Critical Care and Disaster Medicine</p> <p>TEL 086-235-7426</p> <p><a href="http://okayama-u-qq.sakura.ne.jp/">http://okayama-u-qq.sakura.ne.jp/</a></p> <p>qq-nakao@okayama-u.ac.jp</p>         | <p>教授 中尾 篤典</p> <p>Professor<br/>NAKAO, Atsunori</p>         | <ol style="list-style-type: none"> <li>1. 救急医療システムの科学的検証と構築</li> <li>2. 災害医療システムの科学的検証と構築</li> <li>3. 侵襲に対する生体内防御機構と制御</li> <li>4. 各種機械補助の効果と生体侵襲</li> <li>5. 各種救命救急処置の開発と有効性の検討</li> </ol>   | <ol style="list-style-type: none"> <li>1. Evaluation &amp; Development of Emergency Medical System</li> <li>2. Evaluation &amp; Development of Disaster Medical System</li> <li>3. Investigation of Biological Response and Defence Mechanism for Insult</li> <li>4. Evaluation of Effect and Adverse Effect by Mechanical Supports</li> <li>5. Evaluation &amp; Developement of Critical Care Mthods</li> </ol>   | <p>医学<br/>Med.</p>  |
| <p>組織機能修復学<br/>Regenerative Science</p> <p>TEL 086-235-7407</p> <p><a href="http://www.okayama-u.ac.jp/user/syuufuku/index.html">http://www.okayama-u.ac.jp/user/syuufuku/index.html</a></p> <p>takarada@okayama-u.ac.jp</p> | <p>教授 寶田 剛志</p> <p>Professor<br/>TAKARADA, Takeshi</p>       | <ol style="list-style-type: none"> <li>1. ヒト多能性幹細胞 (ES細胞やiPS細胞) からの間葉系幹/前駆細胞の誘導と、その臨床応用</li> <li>2. 骨疾患、代謝性疾患、神経変性/精神疾患、がん、免疫異常における間葉系幹細胞の機能解明</li> </ol>   | <ol style="list-style-type: none"> <li>1. Development of selection and isolation methods for mesenchymal stem/progenitors derived from human iPS cells</li> <li>2. Pathophysiology of mesenchymal stem cells</li> </ol>  | <p>医学<br/>Med.</p>  |
| <p>薬理学<br/>Pharmacology</p> <p>TEL 086-235-7138</p> <p><a href="http://www.okayama-u.ac.jp/user/pharmaco/">http://www.okayama-u.ac.jp/user/pharmaco/</a></p> <p>yakuri@md.okayama-u.ac.jp</p>                                | <p>[未定]</p> <p><b>(募集停止)</b><br/><b>(Not recruiting)</b></p> |   |  | <p>医学<br/>Med.</p>  |
| <p>歯科薬理学<br/>Dental Pharmacology</p> <p>TEL 086-235-6660</p> <p><a href="http://www.okayama-u.ac.jp/user/dyakuri/">http://www.okayama-u.ac.jp/user/dyakuri/</a></p> <p>k-oka@okayama-u.ac.jp</p>                             | <p>教授 岡元 邦彰</p> <p>Professor<br/>OKAMOTO, Kuniaki</p>        | <ol style="list-style-type: none"> <li>1. 破骨細胞形成と活性化におけるエンドソーム・リソソーム系の機能解明</li> <li>2. 癌の発生・浸潤・転移におけるエクソソームの機能解明と応用</li> <li>3. オルガノイドの開発と応用 (癌オルガノイド, 創薬など)</li> <li>5. マルチオミクス, RNA-seq, インフォマティクス</li> <li>6. ムーンライティング蛋白質</li> </ol>  | <ol style="list-style-type: none"> <li>1. Endosome / lysosome system in osteoclastgenesis</li> <li>2. Exosomes in cancer biology and medicine</li> <li>3. Organoid (cancer organoid and drug discovery)</li> <li>5. MultiOmics, RNA-seq, informatics</li> <li>6. Moonlighting proteins</li> </ol>  | <p>歯学<br/>Dent.</p> |

|  |   |  |   |                    |
|--|---|--|---|--------------------|
| <p>脳神経機構学<br/>Medical Neurobiology</p> <p>TEL 086-235-7096</p> <p><a href="http://www.okayama-u.ac.jp/user/mnb/asachan@cc.okayama-u.ac.jp">http://www.okayama-u.ac.jp/user/mnb/asachan@cc.okayama-u.ac.jp</a></p>  | <p>教授 浅沼 幹人</p> <p>Professor<br/>ASANUMA, Masato</p>  | <ol style="list-style-type: none"> <li>1. 神経外脳内環境を標的とした神経疾患に対する新規神経保護方策の開発</li> <li>2. グリア細胞の部位特異的プロファイルがもたらす脳内環境と神経保護</li> <li>3. 食品中に溶出しうる内分泌攪乱物質の母胎への曝露が産児脳発達に及ぼす影響</li> <li>4. 神経細胞分化に関わる超らせんDNA結合タンパク質の分子機能解析</li> </ol>  | <ol style="list-style-type: none"> <li>1. Neuroprotection for neurological disorders targeted on non-neuronal brain environment</li> <li>2. Brain environment and neuroprotection based on region-specific features of glial cells</li> <li>3. Effects of exposure of dam to endocrine disruptor on neonatal brain development</li> <li>4. Molecular analysis of supercoiled DNA binding proteins related to neuronal differentiation</li> </ol>  | <p>医学<br/>Med.</p> |
| <p>細胞生理学<br/>Cellular Physiology</p> <p>TEL 086-235-7105</p> <p><a href="http://okayama-u-physiol1.jp/index.html">http://okayama-u-physiol1.jp/index.html</a></p> <p><a href="mailto:kamiyaa@okayama-u.ac.jp">kamiyaa@okayama-u.ac.jp</a></p>  | <p>教授 神谷 厚範</p> <p>Professor<br/>KAMIYA, Atsunori</p> | <ol style="list-style-type: none"> <li>1. 新しい自律神経科学（遺伝学的神経操作や生体イメージングを用いて新規現象を大発見）</li> <li>2. 神経系と他系（免疫系、循環系など）の連関による個体調節</li> <li>3. 神経系とがん（基礎研究から臨床実用を目指して）</li> <li>4. 神経系と免疫アレルギー疾患（基礎研究から臨床実用を目指して）</li> <li>5. 神経系と循環器疾患・エネルギー代謝疾患等（基礎研究から臨床実用を目指して）</li> <li>6. 2光子インビボ生体イメージング等による、新しい細胞生理（現象や機能）の発見</li> </ol>   | <ol style="list-style-type: none"> <li>1. New Autonomic Neuroscience to Great Discovery (by Genetic Neuroengineering and In vivo Bioimaging)</li> <li>2. Interaction between Neural and Other (Immune, Circulatory) Systems</li> <li>3. Neural System and Cancer (from Basic Science to Clinical Application)</li> <li>4. Neural System and immune/allergic diseases (from Basic Science to Clinical Application)</li> <li>5. Neural System and cardiovascular/metabolic diseases (from Basic Science to Clinical Application)</li> <li>6. Discovery of Novel Cellular Physiology by Two-Photon In Vivo Bioimaging</li> </ol>   | <p>医学<br/>Med.</p> |
| <p>生化学<br/>Biochemistry</p> <p>TEL 086-235-7120</p> <p><a href="http://www.okayama-u.ac.jp/user/med/biochem/index11.html">http://www.okayama-u.ac.jp/user/med/biochem/index11.html</a></p> <p><a href="mailto:kohji@md.okayama-u.ac.jp">kohji@md.okayama-u.ac.jp</a></p>   | <p>教授 竹居 孝二</p> <p>Professor<br/>TAKELI, Kohji</p>    | <ol style="list-style-type: none"> <li>1. メンブレンダイナミクスと細胞機能, 病態 <ol style="list-style-type: none"> <li>1) 神経シナプス伝達におけるメンブレントラフィック（エンドサイトーシス調節）</li> <li>2) 神経突起形成におけるアクチン制御</li> <li>3) がん細胞の走化浸潤におけるアクチン制御</li> <li>4) がん細胞の浸潤防止薬のスクリーニング</li> <li>5) 熱帯熱マラリア原虫の細胞内膜輸送と抗マラリア薬の創生</li> <li>6) 腎臓ポドサイトの血液濾過フィルターの形態維持機構と細胞骨格制御</li> <li>7) 膜リモデリング異常に起因する神経筋疾患の発症機序</li> </ol> </li> <li>2. 代謝ネットワークの構造と機能</li> </ol>  | <ol style="list-style-type: none"> <li>1. Cancer cell invasion and cell migration</li> <li>2. Neuronal differentiation and neurite formation</li> <li>3. Regulation of cytoskeletal dynamics (actin and tubulin)</li> <li>4. Membrane traffic and membrane dynamics of the cell</li> <li>5. Membrane traffic in Plasmodium falciparum</li> <li>6. Regulation of filtration of blood in renal podocyte</li> <li>7. Pathogenesis of neuro-muscular disease caused by defective membrane remodeling</li> </ol>   | <p>医学<br/>Med.</p> |
| <p>精神神経病態学<br/>Neuropsychiatry</p> <p>TEL 086-235-7242</p> <p>(Japanese) <a href="http://psychiatry.ccsv.okayama-u.ac.jp/">http://psychiatry.ccsv.okayama-u.ac.jp/</a><br/>(English) <a href="http://www.hsc.okayama-u.ac.jp/hos/en/centers_services/neuropsychiatry.html">http://www.hsc.okayama-u.ac.jp/hos/en/centers_services/neuropsychiatry.html</a></p> <p><a href="mailto:nyamada@okayama-u.ac.jp">nyamada@okayama-u.ac.jp</a></p> | <p>教授 山田 了士</p> <p>Professor<br/>YAMADA, Norihito</p> | <ol style="list-style-type: none"> <li>1. 致命的疾患（がんなど）と向き合う患者・家族（遺族）に生じるストレスおよびせん妄のリエゾン精神医学的・神経科学的研究</li> <li>2. 統合失調症および内因性疾患の臨床精神医学的・分子生物学的研究</li> <li>3. 認知症の臨床精神医学的・神経病理学的研究</li> <li>4. 気分障害の臨床精神医学的・分子生物学的研究</li> <li>5. 精神障害の自己免疫機序の研究</li> <li>6. 性同一障害の臨床精神医学的研究</li> <li>7. 老年期精神疾患の臨床精神医学的・神経病理学的研究</li> </ol>   | <ol style="list-style-type: none"> <li>1. Psycho-Oncology and Consultation-Liaison Psychiatry</li> <li>2. Molecular Biology and Clinical Research of Schizophrenia</li> <li>3. Neuropathological and Clinical Research of Dementia</li> <li>4. Clinical Research of Depression</li> <li>5. Autoimmunity mechanism of Mental Disorder</li> <li>6. Clinical Research of Gender Identity Disorder</li> <li>7. Neuropathological and Clinical Research of Elderly Mental Disorder</li> </ol>  | <p>医学<br/>Med.</p> |
| <p>脳神経内科学<br/>Neurology</p> <p>TEL 086-235-7365</p> <p><a href="http://www.okayama-u.ac.jp/user/med/shinkeinaika/index.htm">http://www.okayama-u.ac.jp/user/med/shinkeinaika/index.htm</a></p> <p><a href="mailto:toruyamashita@cc.okayama-u.ac.jp">toruyamashita@cc.okayama-u.ac.jp</a></p>   | <p>[未定]</p>   | <ol style="list-style-type: none"> <li>1. 脳卒中の臨床的基礎的研究 <ol style="list-style-type: none"> <li>(1) 脳梗塞の病態解明と治療法確立（臨床的研究）</li> <li>(2) 脳梗塞の光イメージング（臨床的基礎的研究）</li> <li>(3) 脳梗塞の分子イメージング（臨床的基礎的研究）</li> <li>(4) 脳梗塞とメタボリック症候群の臨床的解析（臨床的研究）</li> <li>(5) 脳梗塞とメタボリック症候群の基礎的関連研究（基礎的研究）</li> <li>(6) 神経幹細胞を用いた脳梗塞の再生医療（基礎的研究）</li> <li>(7) iPS細胞を用いた脳梗塞の再生医療（基礎的研究）</li> <li>(8) ウイルスベクターを用いた脳梗塞の再生医療（基礎的研究）</li> </ol> </li> <li>2. 認知症の臨床的基礎的研究 <ol style="list-style-type: none"> <li>(1) アルツハイマー病の病態解明と治療法確立（臨床的研究）</li> <li>(2) 認知症の神経心理学的研究（臨床的研究）</li> <li>(3) 認知証の脳画像診断研究（臨床的研究）</li> <li>(4) アルツハイマー病の臨床工学的病態解析（臨床的基礎的研究）</li> <li>(5) アルツハイマー病モデルマウスを用いた病態解析と治療法開発（基礎的研究）</li> <li>(6) アルツハイマー病とメタボリック症候群の臨床的解析（臨床的研究）</li> <li>(7) アルツハイマー病とメタボリック症候群の基礎的関連研究（基礎的研究）</li> <li>(8) アルツハイマー病の新薬治療（臨床的研究）</li> </ol> </li> <li>3. 神経変性疾患の臨床的基礎的研究 <ol style="list-style-type: none"> <li>(1) パーキンソン病の臨床的基礎的研究（臨床的基礎的研究）</li> <li>(2) 筋委縮性側索硬化症の臨床的基礎的研究（臨床的基礎的研究）</li> <li>(3) 神経変性疾患の脳画像科学解析（臨床的基礎的研究）</li> <li>(4) 神経変性疾患の分子イメージング診断（基礎的研究）</li> <li>(5) 神経変性疾患の再生医療開発（臨床的基礎的研究）</li> </ol> </li> <li>4. 生活習慣病・メタボリック症候群と神経内科疾患の臨床的基礎的研究 <ol style="list-style-type: none"> <li>(1) 生活習慣病・メタボリック症候群とアルツハイマー病（臨床的基礎的研究）</li> <li>(2) 生活習慣病・メタボリック症候群と認知症（臨床的基礎的研究）</li> <li>(3) 生活習慣病・メタボリック症候群のモデルマウス研究（基礎的研究）</li> </ol> </li> </ol> | <ol style="list-style-type: none"> <li>1. Gene and stem cell therapy for ischemic stroke,</li> <li>2. Neuroprotection for ischemic stroke,</li> <li>3. In vivo optical neuroimaging for neurological diseases,</li> <li>4. In vivo nano-particle therapy for stroke,</li> <li>5. gene and stem cell therapy for neurodegenerative diseases,</li> <li>6. Alzheimer's diseases and metabolic syndrome with mouse model,</li> <li>7. Clinical neuroimaging with MRI, MEG, PET and SPECT,</li> <li>8. Clinical study for neuroimmunological diseases,</li> <li>9. iPS cell transplantation for stroke model,</li> <li>10. Clinical analysis of Alzheimer disease with new drug</li> </ol> | <p>医学<br/>Med.</p> |

|   |   |  |  |                    |
|---|---|--|--|--------------------|
| <p>脳神経外科学<br/>Department of Neurological Surgery</p> <p>TEL 086-235-7336</p> <p><a href="http://neuro.hospital.okayama-u.ac.jp/">http://neuro.hospital.okayama-u.ac.jp/</a></p> <p><a href="mailto:isao@md.okayama-u.ac.jp">isao@md.okayama-u.ac.jp</a></p>   | <p>教授 伊達 勲</p> <p>Professor<br/>DATE, Isao</p>                            | <ol style="list-style-type: none"> <li>1. 中枢神経系疾患に対する細胞療法・運動療法</li> <li>2. 中枢神経系疾患に対する電気刺激療法</li> <li>3. パーキンソン病・脊椎脊髄疾患に対する臨床研究</li> <li>4. 悪性グリオーマの浸潤と血管新生の病態解明</li> <li>5. 脳腫瘍に対する遺伝子治療・ウイルス療法</li> <li>6. 悪性グリオーマのマーカー遺伝子の解析</li> <li>7. くも膜下出血後の頭蓋内環境に対する電気生理学的アプローチ</li> <li>8. くも膜下出血後脳血管攣縮の病態解析</li> <li>9. MRIと脳血管撮影画像を用いたeloquent areaの同定</li> <li>10. 日本人小児における標準的な頭蓋形状の解析</li> <li>11. 3Dプリンタ脳動脈瘤モデルを用いた脳血管内治療シミュレーショントレーニング有用性の解析</li> </ol> | <ol style="list-style-type: none"> <li>1. Cell therapy and rehabilitation for the central nervous system disorders</li> <li>2. Electrical stimulation for the central nervous system disorders</li> <li>3. Clinical research for Parkinson's disease and spinal disease</li> <li>4. Analysis of invasion and angiogenesis in malignant glioma</li> <li>5. Gene therapy and oncolytic viral therapy for brain tumor</li> <li>6. Molecular analysis of glioma biomarkers</li> <li>7. Electrophysiological approach for intracranial environment after aneurysmal subarachnoid hemorrhage</li> <li>8. Analysis of pathophysiology of cerebral vasospasm after aneurysmal subarachnoid hemorrhage</li> <li>9. Identification of eloquent area using MRI and cerebral angiography</li> <li>10. Analysis of standard cranial shape in Japanese children</li> <li>11. Analysis of the usefulness of endovascular treatment simulation training using 3D printer cerebral aneurysm models</li> </ol>   | <p>医学<br/>Med.</p> |
| <p>病理学 (免疫病理)<br/>Pathology and Experimental<br/>Medicine</p> <p>TEL 086-235-7141</p> <p><a href="http://www.okayama-u.ac.jp/user/byouri/pathology-1/HOME.html">http://www.okayama-u.ac.jp/user/byouri/pathology-1/HOME.html</a></p> <p><a href="mailto:amatsu@md.okayama-u.ac.jp">amatsu@md.okayama-u.ac.jp</a></p>  | <p>教授 松川 昭博</p> <p>Professor<br/>MATSUKAWA, Akihiro</p>                   | <ol style="list-style-type: none"> <li>1. 炎症・炎症性疾患の分子基盤解明</li> <li>2. 炎症とサイトカン情報伝達</li> <li>3. 炎症とがん</li> <li>4. 敗血症の病態解明</li> <li>5. サイトカイン・ケモカインと疾患</li> <li>6. エクソソームとmiRNAによるがんの制御</li> <li>7. 鉄制御を用いた新しいがん幹治療法の開発</li> <li>8. 革新的医療材料・医療機器の開発</li> <li>9. AIを活用した医師支援機器の開発</li> </ol>   | <ol style="list-style-type: none"> <li>1. Molecular mechanism of Inflammation and Inflammatory diseases</li> <li>2. Cytokine signal transduction in inflammation</li> <li>3. Inflammation and cancer</li> <li>4. Molecular analysis of sepsis and septic shock</li> <li>5. Role of cytokines and chemokines in health and disease</li> <li>6. Cancer regulation by exosomes and miRNA</li> <li>7. New strategy for cancer stem cell treatment focused on iron regulation</li> <li>8. Development of innovative medical materials and devices</li> <li>9. Development of artificial intelligence supported medical devices</li> </ol>   | <p>医学<br/>Med.</p> |
| <p>細胞化学<br/>Cell Chemistry</p> <p>TEL 086-235-7402</p> <p><a href="http://www.okayama-u.ac.jp/user/med/cellchem/index.html">http://www.okayama-u.ac.jp/user/med/cellchem/index.html</a><br/>(<a href="http://www.crc.okayama-u.ac.jp/">http://www.crc.okayama-u.ac.jp/</a>)</p> <p><a href="mailto:eijimatu@md.okayama-u.ac.jp">eijimatu@md.okayama-u.ac.jp</a></p> | <p>(教授) (松浦 栄次)<br/>(中性子医療研究センター)</p> <p>Professor<br/>MATSUURA, Eiji</p> | <ol style="list-style-type: none"> <li>1. 動脈硬化, 抗リン脂質抗体症候群の病態生化学の研究</li> <li>2. 分子イメージングによる動脈硬化・がんの新規標的医療技術の開発研究</li> <li>3. ボルフィリンによるがん治療法の分子機構の解析</li> <li>4. 生体におけるミトコンドリア新生のメカニズムと生理的意義</li> </ol>   | <ol style="list-style-type: none"> <li>1. Pathological biochemical study of atherosclerosis and antiphospholipid syndrome</li> <li>2. Development of the new target medical technique for atherosclerosis and cancer using molecular imaging</li> <li>3. Molecular mechanism of porphyrin-mediated cancer therapy</li> <li>4. The mechanism of mitochondrial biogenesis and physiological significance</li> </ol>  | <p>医学<br/>Med.</p> |
| <p>消化器・肝臓内科学<br/>Gastroenterology and<br/>Hepatology</p> <p>TEL 086-235-7216</p> <p><a href="http://www.okayama-gastro.com/">http://www.okayama-gastro.com/</a></p> <p><a href="mailto:hiro@md.okayama-u.ac.jp">hiro@md.okayama-u.ac.jp</a></p>   | <p>教授 岡田 裕之</p> <p>Professor<br/>OKADA, Hiroyuki</p>                      | <ol style="list-style-type: none"> <li>1. 消化管癌 (食道・胃・大腸)・胆膵癌の病態解明と治療法の開発</li> <li>2. H. pyloriの分子生物学と病態生理</li> <li>3. 炎症性腸疾患 (クローン病, 潰瘍性大腸炎) の発症機序と治療法の開発・研究</li> <li>4. 大腸癌の基礎・臨床研究</li> <li>5. 胆膵癌の早期診断法の確立と予後の改善</li> <li>6. 肝炎 (B型, C型など) の慢性化機序の解明と治療法の開発</li> <li>7. 肝癌の発生機構と発癌防止の分子遺伝学的治療に関する研究</li> <li>8. 肝細胞癌に対する治療成績の向上と新しい治療法の開発</li> <li>9. 自己免疫性肝疾患の発症機序と治療法の開発</li> <li>10. 消化器分子生物学</li> <li>11. 酸化ストレスと消化器疾患</li> </ol>                 | <ol style="list-style-type: none"> <li>1. Investigation of the mechanism of chronicity and development of the novel therapy in viral hepatitis (HBV and HCV)</li> <li>2. Investigation of the molecular genetic mechanism and development of the new therapy in hepatocellular carcinoma</li> <li>3. Investigation of the pathogenesis of autoimmune hepatitis and development of its novel therapy</li> <li>4. Investigation of the pathogenesis of inflammatory bowel disease (Chron's disease and ulcerative colitis) and development of its novel therapy</li> <li>5. Establishment of the early diagnosis and improvement of the prognosis in biliar and pancreatic cancer</li> <li>6. Development of new endoscopic surgery in gastroenterological cancer</li> <li>7. Investigation of molecular mechanism and pathogenesis in H.pylori infection</li> <li>8. Basic and clinical investigation of colon cancer</li> <li>9. Improvement of the treatment outcomes and development of the new therapy in hepatocellular carcinoma</li> <li>10. Molecular biology in gastroenterology and hepatology</li> </ol> | <p>医学<br/>Med.</p> |

|  |   |  |   |                    |
|--|---|--|---|--------------------|
| <p>腎・免疫・内分泌代謝内科学<br/>Nephrology, Rheumatology, Endocrinology and Metabolism</p> <p>TEL 086-235-7232</p> <p><a href="http://www.okayama-u.ac.jp/user/med/daisan/index.html">http://www.okayama-u.ac.jp/user/med/daisan/index.html</a></p> <p><a href="mailto:sannai@cc.okayama-u.ac.jp">sannai@cc.okayama-u.ac.jp</a></p> | <p>教授 和田 淳</p> <p>Professor<br/>WADA, Jun</p>             | <ol style="list-style-type: none"> <li>1. 肥満症、メタボリックシンドローム、糖尿病、糖尿病血管合併症の発症機構の解明と新しい治療法の開発</li> <li>2. 腎炎・ネフローゼ症候群の成因解明と新規治療の開発</li> <li>3. 腎再生へむけて：ネフロン構造再構築及びそれに関する幹細胞の研究と応用</li> <li>4. 尿中糖鎖プロファイリングによる腎臓病新規バイオマーカーの同定</li> <li>5. 血管新生関連因子調節を介した腎障害進展制御治療法の開発</li> <li>6. 自己免疫疾患の成立・進展機構の解明(関節リウマチ・全身性エリテマトーデスなど)</li> <li>7. 血管作動物質による血圧調節機構及び高血圧の発症・進展機構の解明</li> <li>8. 骨形成蛋白(BMP)による内分泌調節機構の解明と臨床応用</li> <li>9. 動脈硬化の成因の解明と治療法の開発</li> <li>10. 大動脈瘤の成因及び進展機序の解明と治療的試み</li> <li>11. 腎不全合併症の病態解明と新規バイオマーカーの開発</li> <li>12. 腹膜透析に関する再生療法と新たな腹膜機能評価法の開発</li> <li>13. 電子カルテ情報を用いたリウマチ・膠原病患者データベースシステムの開発</li> <li>14. 多変量解析を用いたリウマチ・膠原病疾患活動性予測モデルの探索</li> <li>15. 自然免疫・サイトカイン産生・炎症の制御機構の解明</li> <li>16. 糖尿病・骨粗鬆症発症に関わる骨芽細胞機能の検討</li> <li>17. 骨代謝・胎生期骨発生を制御する新規メカニズムの解明</li> <li>18. 敗血症の病態形成メカニズム解明と新規治療法開発</li> <li>19. 癌浸潤を制御する新規メカニズムの解明</li> <li>20. 人工知能(AI)を使用した腎疾患治療・診断法の開発</li> </ol> | <ol style="list-style-type: none"> <li>1. Investigation of the pathogenesis of obesity, metabolic syndrome, diabetes and its vascular complications and development of new therapeutic strategies</li> <li>2. Elucidation of the pathogenesis of IgA nephropathy and nephrotic syndrome and development of their novel therapy</li> <li>3. Kidney regeneration and its translational research: Investigation of the mechanism between renal stem/progenitor cell and development/regeneration</li> <li>4. Identification of novel biomarkers for kidney diseases by urinary glycan profiling by lectin array</li> <li>5. Development of therapeutics to suppress the progression of renal injuries via regulating angiogenesis-associated factors</li> <li>6. Exploration for the pathogenesis of autoimmune diseases (Rheumatoid arthritis, Systemic lupus erythematosus etc.)</li> <li>7. Investigation of the developmental mechanism of hypertension and hypertensive organ damages induced by vasoactive factors</li> <li>8. Exploration of the mechanism of endocrine regulation by BMPs and its clinical application</li> <li>9. Investigation of the mechanism of atherosclerosis and approach to a new therapeutic strategy</li> <li>10. Exploration of the mechanism of aortic aneurysm and establishment of a new therapeutic strategy</li> <li>11. Elucidation of the mechanism of complication of renal failure and identification of its novel biomarkers</li> <li>12. Peritoneal regeneration for peritoneal dialysis: Exploitation cell therapy to protect peritoneal sclerosis on peritoneal dialysis patients and clinical application of new diagnostic methods of peritoneal functions</li> <li>13. Development of database for connective tissue diseases using electronic medical records</li> <li>14. Exploitation of prognostic model for activity of connective tissue diseases using multivariate analysis.</li> <li>15. Investigation of the molecular mechanism of innate immunity, cytokine production and inflammation.</li> <li>16. Investigation of the role of osteoblastic protein for diabetes and osteoporosis.</li> <li>17. Investigation of the molecular mechanisms of bone biology and embryonic bone development.</li> <li>18. Investigation of the pathogenesis of septic shock.</li> <li>19. Investigation of the molecular mechanisms of cancer invasion.</li> <li>20. Development of treatment and diagnosis method for kidney disease using artificial intelligence (AI)</li> </ol> | <p>医学<br/>Med.</p> |
| <p>小児医科学<br/>Pediatrics</p> <p>TEL 086-235-7247</p> <p><a href="http://www.okayama-u.ac.jp/user/pedhome/index.html">http://www.okayama-u.ac.jp/user/pedhome/index.html</a></p> <p><a href="mailto:tsukah-h@cc.okayama-u.ac.jp">tsukah-h@cc.okayama-u.ac.jp</a></p>   | <p>教授 塚原 宏一</p> <p>Professor<br/>TSUKAHARA, Hirokazu</p>  | <ol style="list-style-type: none"> <li>1. 中枢神経ウイルス感染症の宿主側発症因子および病態解析と治療法の確立</li> <li>2. 小児炎症疾患における病態解析とそれに基づく新規治療法開発の試み</li> <li>3. 先天性心疾患の非観血的治療法と再生医学療法の確立</li> <li>4. 小児がんの遺伝子診断と造血幹細胞移植に関する研究</li> <li>5. 骨系統疾患の遺伝子解析に基づく新しい治療法の確立</li> <li>6. 腎尿路疾患における病態解析とそれに基づく新規治療法開発の試み</li> <li>7. 思春期発来機構の解明と成長における成長因子の役割</li> <li>8. 小児期心身症(特に不登校, 神経性食欲不振症)の誘因の評価と新しい治療法の確立</li> <li>9. ハイリスク新生児の管理向上と長期予後改善に関する研究</li> <li>10. 周産期における酸化ストレスの病態に関する研究</li> </ol>   | <ol style="list-style-type: none"> <li>1. Viral encephalitis: biological responses, pathophysiological analysis, therapeutic strategies</li> <li>2. Inflammatory disorders: pathophysiological analysis, therapeutic strategies</li> <li>3. Congenital cardiac defects: non-operative interventions, regenerative medicine</li> <li>4. Pediatric cancer: genetic analysis, hematopoietic stem cell implantation</li> <li>5. Metabolic bone disorders: genetic analysis, therapeutic strategies</li> <li>6. Renal and urinary tract disorders: pathophysiological analysis, therapeutic strategies</li> <li>7. Adolescent medicine: mechanism of puberty, various growth factors</li> <li>8. Psychosomatic medicine: school non-attendance, anorexia nervosa, integrated strategies</li> <li>9. High-risk infants: critical care, management for better outcome</li> <li>10. Perinatal medicine: oxidative stress related disorders, therapeutic strategies</li> </ol>   | <p>医学<br/>Med.</p> |
| <p>小児医科学(発達神経病態学)<br/>Child Neurology</p> <p>TEL 086-235-7372</p> <p><a href="http://cneuro.hospital.okayama-u.ac.jp/">http://cneuro.hospital.okayama-u.ac.jp/</a></p> <p><a href="mailto:k_koba@md.okayama-u.ac.jp">k_koba@md.okayama-u.ac.jp</a></p>   | <p>教授 小林 勝弘</p> <p>Professor<br/>KOBAYASHI, Katsuhiko</p> | <ol style="list-style-type: none"> <li>1. てんかん外科の成績改善に向けた頭皮上・頭蓋内脳波バイオマーカーの探索</li> <li>2. 小児てんかん性脳症の認知機能障害に関わる異常高周波脳活動の研究</li> <li>3. 小児の髄液中神経伝達物質の測定</li> <li>4. ケトン食療法を行うてんかん患者のメタボローム解析</li> </ol>   | <ol style="list-style-type: none"> <li>1. Biomarkers in scalp and intracranial electroencephalography to improve seizure outcome after epilepsy surgery</li> <li>2. High-frequency oscillations in electroencephalography associated with cognitive dysfunction in pediatric epileptic encephalopathy</li> <li>3. Neurotransmitters in cerebrospinal fluid in children</li> <li>4. Metabolome analysis for patients undergoing the ketogenic diet</li> </ol>  | <p>医学<br/>Med.</p> |
| <p>皮膚科学<br/>Dermatology</p> <p>TEL 086-235-7282</p> <p><a href="http://www.okayama-hihuka.jp/">http://www.okayama-hihuka.jp/</a></p> <p><a href="mailto:info@okayama-hihuka.jp">info@okayama-hihuka.jp</a></p>   | <p>教授 森実 真</p> <p>Professor<br/>MORIZANE, Shin</p>        | <ol style="list-style-type: none"> <li>1. 皮膚における自然免疫の解析</li> <li>2. ヘルペスウイルス関連皮膚疾患の病態解明</li> <li>3. 表皮ケラチノサイトのセリンプロテアーゼ活性の解析</li> <li>4. 皮膚リンパ腫の病態解明</li> <li>5. 皮膚細菌感染症と抗菌ペプチド</li> </ol>   | <ol style="list-style-type: none"> <li>1. Innate immunity in the skin</li> <li>2. Herpesvirus-associated skin diseases</li> <li>3. Serine protease activity in epidermal keratinocytes</li> <li>4. Cutaneous lymphomas</li> <li>5. Cutaneous bacterial infections and antimicrobial peptides</li> </ol>   | <p>医学<br/>Med.</p> |

|   |  |  |   |                     |
|---|--|--|---|---------------------|
| <p>泌尿器病態学<br/>Urology</p> <p>TEL 086-235-7284</p> <p><a href="http://www.uro.jp/okayama/">http://www.uro.jp/okayama/</a></p> <p><a href="mailto:uro2@md.okayama-u.ac.jp">uro2@md.okayama-u.ac.jp</a></p>  | <p>教授 那須 保友</p> <p>Professor<br/>NASU, Yasutomo</p>                                  | <ol style="list-style-type: none"> <li>1. 前立腺癌・腎癌に対する遺伝子・細胞治療の基礎的・臨床的研究</li> <li>2. 尿路上皮癌に対する標的医療の開発, 研究</li> <li>3. 尿路癌における抗癌剤耐性に関する研究</li> <li>4. アニマルモデルを用いた低侵襲治療の開発研究</li> <li>5. iPS細胞を用いた尿道括約筋機能再生のための基礎的研究</li> <li>6. 超音波カラードプラー法を用いたクリトリス血流の評価: 骨盤手術による影響</li> <li>7. 女性泌尿器科疾患患者における性功能調査</li> <li>8. BPH, OAB患者における新しいバイオマーカーとしての尿中NGFに関する研究</li> <li>9. 性ホルモン投与による性同一性障害患者の身体的生化学的変化の臨床研究</li> <li>10. 性功能に関する脳機能局在の解析</li> <li>11. 性ホルモンの代謝機能への影響に関する臨床的研究</li> <li>12. 腎移植時の虚血再灌流障害の研究</li> <li>13. 難治性尿路性器感染症の分子イメージングによる解析と薬剤投与法の解析</li> <li>14. 薬剤耐性菌による尿路バイオフィーム感染症に対する治療法の確立</li> <li>15. 尿路性器感染症における薬剤耐性菌の遺伝子解析と予防・治療法に関する研究</li> <li>16. 性感染症の原因微生物の探索研究と疫学調査</li> </ol> | <ol style="list-style-type: none"> <li>1. Gene and cell therapy for prostate cancer and renal cancer</li> <li>2. Developmet of targeted therapy for urothelial carcinoma</li> <li>3. Analysis of anti-cancer drug resistance in urological cancer</li> <li>4. Clinical development of minimum invasive therapy using animal model</li> <li>5. Tissue engineering using iPS in the treatmne of urologic dysfunction</li> <li>6. Evaluationf of clitorial blood flow changes after female pelvic surgery</li> <li>7. Survey of sexual function in patients with pelvic organ prolapse and overactive bladder</li> <li>8. Analysis of urinary NGF level in patients with BPH, CP/CPPS, and OAB</li> <li>9. Hormonal therapy for Gender Identity Disorder (GID)</li> <li>10. Brain functional localizaion related to sexual function</li> <li>11. Sex hormone &amp; Metabolism</li> <li>12. Ischemia reperfusion injury in kidney transplant</li> <li>13. Molecular Imaging for Intractable Urinary Tract Infection</li> <li>14. Biofilms, Urinary Tract Infections and Antimicrobial Agents</li> <li>15. Analysis of Drug-resistant Pathogens in Genitorinary Tract Infection</li> <li>16. Sexually Transmitted Infection</li> </ol> | <p>医学<br/>Med.</p>  |
| <p>産科・婦人科学<br/>Obstetrics and Gynecology</p> <p>TEL 086-235-7317</p> <p><a href="http://www.okayama-u-obgyn.jp/">http://www.okayama-u-obgyn.jp/</a></p> <p><a href="mailto:masuyama@cc.okayama-u.ac.jp">masuyama@cc.okayama-u.ac.jp</a></p>                                 | <p>教授 増山 寿</p> <p>Professor<br/>MASUYAMA, Hisashi</p>                                | <ol style="list-style-type: none"> <li>1. 妊娠糖尿病と妊娠高血圧症候群の病態解析と次世代への影響</li> <li>2. 出生前診断</li> <li>3. 核内受容体の分子内分泌学的検討-特に周産期, 悪性腫瘍-</li> <li>4. 婦人科悪性腫瘍の遺伝子解析</li> <li>5. 婦人科悪性腫瘍患者のQOLに関する研究</li> <li>6. 不育症・反復流産に関する研究</li> <li>7. 子宮内膜症・子宮腺筋症に関する研究</li> <li>8. 多嚢胞性卵巣症候群に関する研究</li> <li>9. 女性悪性腫瘍患者の妊孕能温存に関する研究</li> <li>10. 月経前症候群に関する研究</li> <li>11. 性同一性障害に関する研究</li> </ol>  | <ol style="list-style-type: none"> <li>1. Gestational diabetes mellitus and preeclampsia and those effect on next generation</li> <li>2. Prenatal diagnosis</li> <li>3. Nuclear receptors in perinatal medicine and oncology</li> <li>4. Gene analyses of gynecological malignacies</li> <li>5. Quality of life of gynecological malignacy patients</li> <li>6. Recurrent pregnancy loss (RPL)</li> <li>7. Endometriosis and adenomyosis</li> <li>8. Polycystic ovary syndrome (PCOS)</li> <li>9. Oncofertility / Fertility preservation</li> <li>10. Premenstrual syndrome (PMS)</li> <li>11. Gender identity disorder (GID)</li> </ol>  | <p>医学<br/>Med.</p>  |
| <p>口腔病理学<br/>Oral Pathology and Medicine</p> <p>TEL 086-235-6651</p> <p><a href="http://www.okayama-u.ac.jp/user/oralpath/index.html">http://www.okayama-u.ac.jp/user/oralpath/index.html</a></p> <p><a href="mailto:jin@md.okayama-u.ac.jp">jin@md.okayama-u.ac.jp</a></p> | <p>教授 長塚 仁</p> <p>Professor<br/>NAGATSUKA, Hitoshi</p>                               | <ol style="list-style-type: none"> <li>1. 口腔癌における癌間質と腫瘍微小環境の研究</li> <li>2. 歯源性腫瘍の病理発生・病態機能解明に関する研究</li> <li>3. 頭頸部腫瘍の外科病理と免疫組織化学的, 分子病理学的研究</li> <li>4. 歯牙・骨組織再生に関する分子細胞学的研究</li> <li>5. 生体材料と組織幹細胞を用いた硬組織再生修復法の研究</li> <li>6. 骨髄由来細胞の細胞分化および機能に関する研究</li> </ol>   | <ol style="list-style-type: none"> <li>1. Study of cancer stroma and tumor microenvironment in oral cancer.</li> <li>2. Molecular pathology of odontogenic tumors.</li> <li>3. Surgical pathology, immunohistochemical and molecular analyses in head and neck tumor.</li> <li>4. Molecular and cell biological study on bone and tooth regeneration.</li> <li>5. Hard tissue regeneration and repair using biomaterials and tissue stem cells</li> <li>6. Study on cell differentiation and function of bone marrow-derived cells.</li> </ol>  | <p>歯学<br/>Dent.</p> |
| <p>歯周病態学<br/>Periodontal Science</p> <p>TEL 086-235-6675</p> <p><a href="https://www.cc.okayama-u.ac.jp/~perio/bind2/">https://www.cc.okayama-u.ac.jp/~perio/bind2/</a></p> <p><a href="mailto:stakashi@okayama-u.ac.jp">stakashi@okayama-u.ac.jp</a></p>                   | <p>教授 高柴 正悟</p> <p>Professor<br/>TAKASHIBA, Shogo</p>                                | <ol style="list-style-type: none"> <li>1. 歯周・歯内疾患の病因に関する細菌学的, 免疫学的及び分子細胞生物学的な基礎及び臨床研究</li> <li>2. 歯周病の発症前診断と遺伝子診断の研究</li> <li>3. 歯髄保護と歯周組織再生の研究</li> <li>4. 感染制御, 免疫制御および組織再生に関わる局所的な遺伝子・サイトカイン・細胞治療の研究</li> <li>5. 局所慢性炎症の全身への影響に関する研究 (ペリオドンタルメディシン研究)</li> </ol>  | <ol style="list-style-type: none"> <li>1. Microbiological, immunological, and molecular and cellular biological research on pathogenesis of periodontal disease and endodontic disease</li> <li>2. Presymptomatic and genetic diagnosis for periodontal disease</li> <li>3. Dental pulp protection and regeneration of periodontal tissue</li> <li>4. Local gene therapy, cytokine therapy, and cell therapy for infection control, immunomodulation, tissue regeneration</li> <li>5. Periodontal medicine; Systemic effects of local chronic inflammation</li> </ol>   | <p>歯学<br/>Dent.</p> |
| <p>病理学 (腫瘍病理)<br/>Pathology and Oncology</p> <p>TEL 086-235-7149</p> <p><a href="http://www.okayama-u.ac.jp/user/path/index.html">http://www.okayama-u.ac.jp/user/path/index.html</a></p>   | <p>教授 吉野 正</p> <p>Professor<br/>YOSHINO, Tadashi<br/>(募集停止)<br/>(Not recruiting)</p> | <ol style="list-style-type: none"> <li>1. 悪性リンパ腫の臨床病理</li> <li>2. IgG4関連疾患</li> <li>3. 濾胞性リンパ腫, 特に節外性病変の研究</li> <li>4. MALTリンパ腫の発生病理</li> <li>5. 成人T細胞性白血球/リンパ腫の分子病理</li> </ol>  | <ol style="list-style-type: none"> <li>1. Clinicopatholgy of malignant lymphomas</li> <li>2. Pathology of the IgG4-related diseases</li> <li>3. Follicular lymphomas of the nodal and extranodal ones.</li> <li>4. Pathogenesis of the MALT lymphomas</li> <li>5. Molecular pathology of ATLL.</li> </ol>   | <p>医学<br/>Med.</p>  |
| <p>免疫学<br/>Immunology</p> <p>TEL 086-235-7187</p> <p><a href="http://www.okayama-u.ac.jp/user/immuno/">http://www.okayama-u.ac.jp/user/immuno/</a></p> <p><a href="mailto:udono@cc.okayama-u.ac.jp">udono@cc.okayama-u.ac.jp</a></p>  | <p>教授 鶴殿 平一郎</p> <p>Professor<br/>UDONO, Heiichiro</p>                               | <ol style="list-style-type: none"> <li>1. 免疫代謝研究</li> <li>2. 抗腫瘍免疫応答の細胞性機構</li> <li>3. 腫瘍微小環境における免疫抑制機構の研究</li> <li>4. 樹状細胞、マクロファージの抗原提示機構の研究</li> <li>5. 免疫疲弊の解除研究と新規がん免疫療法の開発</li> </ol>   | <ol style="list-style-type: none"> <li>1. Disection of Immunity and Metabolism</li> <li>2. Effector mechanism of anti-cancer immunity</li> <li>3. Analysis of Immune-evasion mechanism in tumor microenvironment</li> <li>4. Molecular mechanism of antigen processing and presentation by MHC molecules</li> <li>5. Reversion of exhausted T cells in tumor microenvironment and development of cancer immunotherapy</li> </ol>  | <p>医学<br/>Med.</p>  |

|   |   |  |   |                    |
|---|---|--|---|--------------------|
| <p>腫瘍微小環境学<br/>Tumor Microenvironment</p> <p>TEL 086-235-7386</p> <p><a href="http://www.okayama-u.ac.jp/user/med/dmb/index.html">http://www.okayama-u.ac.jp/user/med/dmb/index.html</a></p> <p>ytogashi@okayama-u.ac.jp</p>            | <p>教授 富樫 庸介</p> <p>Professor<br/>TOGASHI, Yosuke</p>              | <ol style="list-style-type: none"> <li>1. がん、特に腫瘍免疫に関するトランスレーショナルリサーチ (TR) /リバースTR</li> <li>2. 腫瘍微小環境の1細胞解析研究</li> <li>3. 免疫ゲノム研究</li> <li>4. 免疫代謝研究</li> <li>5. がん免疫療法に関する作用機序や新たな標的に関する研究</li> <li>6. 細胞療法に関する研究</li> <li>7. 肝炎と微小環境の関係に関する研究</li> </ol>   | <ol style="list-style-type: none"> <li>1. Translational research (TR)/reverse TR in cancer, especially cancer immunology</li> <li>2. Research of single-cell analyses for tumor microenvironment</li> <li>3. Research of cancer immunogenomics</li> <li>4. Research of cancer immunometabolism</li> <li>5. Research of mechanisms and novel targets in cancer immunotherapies</li> <li>6. Research of cell therapies</li> <li>7. Research of hepatitis and microenvironment</li> </ol>  | <p>医学<br/>Med.</p> |
| <p>分子腫瘍学<br/>Molecular Oncology</p> <p>TEL 086-235-7379</p> <p>ouchidam@md.okayama-u.ac.jp</p>  | <p>(准教授 大内田 守)</p> <p>Associate Professor<br/>OUCHIDA, Mamoru</p> | <ol style="list-style-type: none"> <li>1. 染色体転座型融合癌遺伝子による癌発症機構の解析と新規治療技術の開発</li> <li>2. 新規癌遺伝子による癌発症機構の研究</li> <li>3. 発癌に関わるmicroRNAやがん関連遺伝子の機能解析</li> <li>4. がん発症リスクの研究</li> <li>5. 遺伝子変異動物を用いた疾病発症機構の研究</li> </ol>   | <ol style="list-style-type: none"> <li>1. Molecular mechanism of tumorigenesis by chromosomal translocation</li> <li>2. Functional analysis of novel oncogenes in tumorigenesis</li> <li>3. Functional analysis of novel oncogenic microRNAs and cancer-related genes in cancer</li> <li>4. Analysis of the risk/mechanism of tumor onset by single nucleotide polymorphism</li> <li>5. Development of the disease model animals</li> </ol>   | <p>医学<br/>Med.</p> |
| <p>呼吸器・乳腺内分泌外科学<br/>General Thoracic Surgery and Breast and Endocrinological Surgery</p> <p>TEL 086-235-7262</p> <p><a href="http://www.nigeka-okayama-u.jp/">http://www.nigeka-okayama-u.jp/</a></p> <p>toyooka@md.okayama-u.ac.jp</p> | <p>教授 豊岡 伸一</p> <p>Professor<br/>TOYOOKA, Shinichi</p>            | <ol style="list-style-type: none"> <li>1. 外科腫瘍学</li> <li>2. 肺癌手術</li> <li>3. 肺移植</li> <li>4. 乳癌内分泌療法</li> <li>5. 肺癌の遺伝子異常</li> <li>6. 乳癌化学療法・分子標的治療</li> <li>7. 胸腔鏡手術</li> <li>8. 呼吸器外科における再生医療</li> </ol>   | <ol style="list-style-type: none"> <li>1. Surgical oncology</li> <li>2. Surgery for lung cancer</li> <li>3. Lung transplantation</li> <li>4. Endocrine therapy for breast cancer</li> <li>5. Gene alteration in lung cancer</li> <li>6. Chemotherapy and molecular-targeted therapy for breast cancer</li> <li>7. Video-assisted thoracoscopic surgery</li> <li>8. Regenerative medicine in thoracic surgery</li> </ol>   | <p>医学<br/>Med.</p> |
| <p>血液・腫瘍・呼吸器内科学<br/>Hematology, Oncology and Respiratory Medicine</p> <p>TEL 086-235-7224</p> <p><a href="http://www.okayama-u.ac.jp/user/ninai/">http://www.okayama-u.ac.jp/user/ninai/</a></p> <p>yosmaeda@md.okayama-u.ac.jp</p>     | <p>教授 前田 嘉信</p> <p>Professor<br/>MAEDA, Yoshinobu</p>             | <ol style="list-style-type: none"> <li>1. 造血幹細胞移植の基礎と臨床：造血幹細胞とその産生，動員の調節因子の究明．同種造血幹細胞移植後の移植片対宿主病（GVHD）のメカニズムの解明</li> <li>2. 制御性T細胞恒常性を標的とした低用量IL-2によるGVHD治療法の開発</li> <li>3. 肺癌に対する分子標的療法と化学療法の基礎と臨床：抗癌剤耐性機序の分子生物学的解明とその克服</li> <li>4. 肺癌発症機構の解明と化学予防</li> <li>5. 移植肺を利用した特発性間質性肺炎の次世代シーケンサーによる分子生物学的解析</li> <li>6. COPDおよび喘息の病態解明と、治療薬が効果を及ぼすメカニズムの解明</li> <li>7. 間質性肺疾患における線維化病態の解明：線維化に関する因子の分子生物学的研究</li> <li>8. 骨髄微小環境による造血制御機構の解析</li> <li>9. リンパ系腫瘍の網羅的遺伝子解析とその臨床応用</li> </ol> | <ol style="list-style-type: none"> <li>1. Clinical and experimental hematopoietic stem cell transplantation: biology of hematopoietic stem cells, mechanisms of stem cell mobilization, and mechanisms of graft versus host disease (GVHD) using mouse model or human samples</li> <li>2. Low-dose interleukin-2 administration for patients with chronic GVHD</li> <li>3. Mechanisms of the resistance to epidermal growth factor receptor-tyrosine kinase inhibitors (EGFR-TKI) for lung cancer with activating EGFR mutations</li> <li>4. Carcinogenesis and chemoprevention in lung cancer</li> <li>5. Molecular biological analysis in idiopathic interstitial pneumonitis</li> <li>6. Mechanisms underlying the disease development of bronchial asthma and COPD, and the effects of several molecules for suppressing these diseases using murine models and human samples</li> <li>7. Mechanisms of fibrosis in interstitial lung disease</li> <li>8. Analysis of the mechanism of the regulation of hematopoiesis by bone marrow microenvironment</li> <li>9. Identification of molecular pathogenesis and genomics related to clinical outcome in lymphoid cancers</li> </ol> | <p>医学<br/>Med.</p> |
| <p>放射線医学<br/>Radiology</p> <p>TEL 086-235-7313</p> <p><a href="http://www.ok-radiology.jp/">http://www.ok-radiology.jp/</a></p> <p>radiol@cc.okayama-u.ac.jp</p>  | <p>(准教授 平木 隆夫)</p> <p>Associate Professor<br/>HIRAKI, Takao</p>   | <ol style="list-style-type: none"> <li>1. 放射線治療に関する基礎的・臨床研究</li> <li>2. 核医学的手法による腫瘍評価法の研究，特にPET/CTについて</li> <li>3. CT・MRIを用いた新しい撮像法及び診断法の研究</li> <li>4. AIの画像診断への応用に関する研究</li> <li>5. 画像ガイド下針生検の基礎的・臨床的研究</li> <li>6. 画像ガイド下腫瘍アブレーションの基礎的・臨床的研究</li> <li>7. ロボットIVRの開発</li> </ol>  | <ol style="list-style-type: none"> <li>1. Basic and clinical research of radiation therapy</li> <li>2. Tumor evaluation using the method of nuclear medicine, especially with PET/CT</li> <li>3. Novel imaging and diagnostic techniques with CT and MRI</li> <li>4. Application of AI to imaging diagnosis</li> <li>5. Basic and clinical research of image-guided biopsy</li> <li>6. Basic and clinical research of image-guided tumor ablation</li> <li>7. Robotic interventional radiology</li> </ol>   | <p>医学<br/>Med.</p> |
| <p>消化器外科学<br/>Gastroenterological Surgery</p> <p>TEL 086-235-7255</p> <p><a href="http://www.ges-okayama-u.com/">http://www.ges-okayama-u.com/</a></p> <p>toshi_f@md.okayama-u.ac.jp</p>  | <p>教授 藤原 俊義</p> <p>Professor<br/>FUJIWARA, Toshiyoshi</p>         | <ol style="list-style-type: none"> <li>1. がんの遺伝子治療，分子標的治療，免疫療法，集学的治療</li> <li>2. がんの微小環境（がん関連線維芽細胞など）を標的とする治療研究</li> <li>3. がんの分子イメージング・蛍光イメージング</li> <li>4. 外科手術ナビゲーション・システムの開発</li> <li>5. 消化器癌の遺伝子診断・治療関連バイオマーカーの探索</li> <li>6. 消化器領域の低侵襲治療（鏡視下手術，ロボット手術）の研究</li> <li>7. 高度肥満症に対する外科治療の研究</li> <li>8. 化学療法の臨床研究・臨床試験</li> <li>9. 生体・脳死肝移植の臨床研究</li> <li>10. 糖尿病に対する膵島移植の臨床研究</li> <li>11. 肝・膵の再生医学研究</li> </ol>   | <ol style="list-style-type: none"> <li>1. Gene therapy, molecular targeted therapy, immunotherapy, and multidisciplinary therapy for cancer</li> <li>2. Investigation of novel target therapy for cancer microenvironment (cancer-associated fibroblasts)</li> <li>3. Molecular and fluorescent imaging for cancer</li> <li>4. Development of surgical navigation system</li> <li>5. Genetic profiling and identification of predictive biomarkers in gastrointestinal neoplasm</li> <li>6. Minimally invasive therapy (MIT) (laparoscopic surgery, robotic surgery) for gastrointestinal disease</li> <li>7. Bariatric surgery for advanced obesity</li> <li>8. Clinical research and trials of chemotherapy</li> <li>9. Deceased and living donor liver transplantation</li> <li>10. Pancreas islet cell transplantation for diabetes</li> <li>11. Regenerative medicine for liver and pancreas</li> </ol>  | <p>医学<br/>Med.</p> |

|   |  |   |  |                     |
|---|--|---|--|---------------------|
| <p>臨床遺伝子医療学<br/>Clinical Genomic Medicine</p> <p>TEL 086-235-7436</p> <p><a href="http://cgm-okayama-u.jp">http://cgm-okayama-u.jp</a></p> <p><a href="mailto:hir-aki45@okayama-u.ac.jp">hir-aki45@okayama-u.ac.jp</a></p>  | <p>教授 平沢 晃</p> <p>Professor<br/>HIRASAWA, Akira</p>      | <p>1. がんゲノム医学・がんゲノム医療とデータシェアリング; 網羅的遺伝子解析技術を用いた臓器横断的発癌機序の解明</p> <p>2. 遺伝性腫瘍とデータシェアリング; 網羅的遺伝子解析技術を用いた遺伝性腫瘍の新規関連遺伝子の探索</p> <p>3. 遺伝性乳がん卵巣がん症候群 (HBOC) のゲノム疫学的研究; バイオバンクシステムを用いた遺伝性乳がん卵巣がん症候群の発症リスクの探索</p> <p>4. 卵巣がん発癌モデルの開発と治療抵抗性機序の探索</p> <p>5. 社会のニーズに応えるためのゲノム医学研究・臨床試験プロセスの患者・市民参画 (PPI) の社会実用化のための実践的研究</p>  | <p>1. Translational cancer genome research and data-sharing with comprehensive genomic approach to elucidate the involved mechanism for carcinogenesis and cancer development</p> <p>2. Translational investigation for hereditary malignancy with comprehensive genomic approach and data-sharing</p> <p>3. Epidemiological genome research linked with biorepository system for the analysis of risk factors of hereditary breast/ovarian cancer (HBOC) syndrome</p> <p>4. Establishing gene-specific <i>in vivo</i> model and investigation of refractory mechanism of ovarian cancer</p> <p>5. Practical ethical research for patient and public involvement (PPI) in basic and clinical genome research</p>                             | <p>医学<br/>Med.</p>  |
| <p>口腔顎顔面外科学<br/>Oral and Maxillofacial Surgery</p> <p>TEL 086-235-6700</p> <p><a href="http://okomfswb.ccsv.okayama-u.ac.jp/index.php">http://okomfswb.ccsv.okayama-u.ac.jp/index.php</a></p> <p><a href="mailto:aksasaki@md.okayama-u.ac.jp">aksasaki@md.okayama-u.ac.jp</a></p>               | <p>教授 佐々木 朗</p> <p>Professor<br/>SASAKI, Akira</p>       | <p>1. 岡大バイオバンクを利用した新規口腔癌バイオマーカーに関する研究</p> <p>2. 細胞外小胞を介した口腔癌の進展機構に関する研究</p> <p>3. 人工知能を用いた口腔癌転移予測に関する研究</p> <p>4. 癌関連骨病変の制御に関する研究</p> <p>5. 口腔癌の浸潤・転移に関する研究</p> <p>6. 顎変形症患者の顔貌の形態計測学的分析およびその治療法に関する研究</p> <p>7. 顎顔面領域の臨床解剖に関する研究</p>   | <p>1. Research on novel oral cancer biomarkers using Okayama University biobank</p> <p>2. Research on the mechanism of oral cancer progression via extracellular vesicles</p> <p>3. Research on prediction of oral cancer metastasis using artificial intelligence (AI) technology</p> <p>4. Development of the treatment for cancer induced bone disease</p> <p>5. The mechanism of invasion and metastasis of oral cancer</p> <p>6. Study of morphological analysis and treatment of dentofacial deformity</p> <p>7. Research on clinical anatomy of maxillofacial region</p>  | <p>歯学<br/>Dent.</p> |
| <p>歯科放射線学<br/>Oral and Maxillofacial Radiology</p> <p>TEL 086-235-6705</p> <p><a href="https://www.okayama-u.ac.jp/user/hospital/index156.html">https://www.okayama-u.ac.jp/user/hospital/index156.html</a></p> <p><a href="mailto:asaumi@md.okayama-u.ac.jp">asaumi@md.okayama-u.ac.jp</a></p> | <p>教授 浅海 淳一</p> <p>Professor<br/>ASAUMI, Jun-ichi</p>    | <p>1. 口腔癌の保存療法に関する研究</p> <p>2. 口腔病変のMRI拡散強調画像に関する研究</p> <p>3. 顎口腔領域病変のダイナミックMRIによる質的診断能に関する研究</p> <p>4. 歯科用小型MRIの開発に関する基礎的研究</p> <p>5. 口腔癌における創薬の開発</p> <p>6. 分子イメージング</p> <p>7. 法歯学に関する研究</p>  | <p>1. Research on conservative therapy of oral cancer</p> <p>2. Research on MRI diffusion weighted image of oral lesion</p> <p>3. Research on qualitative diagnosis ability by dynamic contrast enhanced MRI of Oral and maxillofacial region</p> <p>4. Study on dental MRI development</p> <p>5. Development of drug discovery in oral cancer</p> <p>6. Molecular imaging in oral cancer</p> <p>7. Research for the forensic dentistry</p>  | <p>歯学<br/>Dent.</p> |
| <p>臨床薬理学<br/>Clinical Pharmacy</p> <p>TEL 086-235-7640</p> <p><a href="http://pharm.hospital.okayama-u.ac.jp/rinzai/">http://pharm.hospital.okayama-u.ac.jp/rinzai/</a></p>   | <p>[未定]</p> <p><b>(募集停止)</b><br/>(Not recruiting)</p>    | <p>1. 中枢神経系薬物, 特に向精神薬物, 麻薬関係薬物の神経精神行動薬理学的研究 (病態モデルの作成と発現機構に関する研究)</p> <p>1) 意欲・動機付けの脳内発現機構と薬物の作用 (脳内自己刺激 (快) 動物を用いた研究)</p> <p>2) 難治性うつ病モデルの作成と治療薬の研究 (ACTH処理動物を用いた研究)</p> <p>3) 抗がん剤が精神機能に与える影響 (動物を用いた各種精神機能を反映する行動変化を検討)</p> <p>2. 医薬品による有害作用の発現機序解明と予防対策の確立</p> <p>1) 抗がん剤による副作用軽減に関する研究</p> <p>2) 分子標的治療薬の血中濃度と有害事象に関する研究</p> <p>3) 重合開始剤による有害事象の機序解明</p> | <p>1. Behavioral pharmacology of Centrally acting drug such as psychotropic drug and opioids</p> <p>1) Elucidation of motivation and reward mechanisms, estimation of experimental methods and motivational properties of psychoactive drugs</p> <p>2) Development of animal models of treatment-resistant depression.</p> <p>3) Mechanisms of anticancer drugs on mental function using animal models</p> <p>2. Establishment of prevention of drug-induced adverse reactions</p> <p>1) Prevention of adverse reactions on antineoplastic drugs</p> <p>2) Relationship between blood level and adverse reactions on molecular targeting drugs</p> <p>3) Elucidation of adverse events on polymerization agents in the injectable fluids</p> | <p>医学<br/>Med.</p>  |
| <p>細胞生物学<br/>Cell Biology</p> <p>TEL 086-235-7394</p> <p><a href="http://www.okayama-u.ac.jp/user/cellbiol/">http://www.okayama-u.ac.jp/user/cellbiol/</a></p> <p><a href="mailto:masa-s@md.okayama-u.ac.jp">masa-s@md.okayama-u.ac.jp</a></p>  | <p>教授 阪口 政清</p> <p>Professor<br/>SAKAGUCHI, Masakiyo</p> | <p>1. 炎症性がん進展の分子機構解明とそれに基づく分子標的治療法の開発</p> <p>2. がん幹細胞単離法の確立と単離がん幹細胞の特性解析</p> <p>3. がん遺伝子治療への適用と医療用組み換えタンパク質産生の高効率化を目指した哺乳細胞用超高効率遺伝子発現ベクターの開発</p> <p>4. 細胞の生死を制御するミトコンドリアの機能恒常性維持・分解・新生の分子機構の解析とそれに基づく神経変性疾患の発症・進展機序の理解</p> <p>5. 神経変性疾患、がん進展の制御を目指した細胞種および細胞内小器官特異的治療用タンパク質導入法の開発</p>   | <p>1. Inflammation and cancer</p> <p>2. Cancer stem cells</p> <p>3. Super gene expression</p> <p>4. Homeostasis, degradation, and regeneration of mitochondria</p> <p>5. Intracellular delivery of therapeutic proteins</p>  | <p>医学<br/>Med.</p>  |
| <p>耳鼻咽喉・頭頸部外科学<br/>Otolaryngology</p> <p>TEL 086-235-7302</p> <p><a href="http://www.okayama-u.ac.jp/user/jibika-1/index.html">http://www.okayama-u.ac.jp/user/jibika-1/index.html</a></p> <p><a href="mailto:jibika@cc.okayama-u.ac.jp">jibika@cc.okayama-u.ac.jp</a></p>                      | <p>教授 安藤 瑞生</p> <p>Professor<br/>ANDO, Mizuo</p>         | <p>1. 異嗅覚症のメカニズムと嗅覚再生</p> <p>2. 急性感音難聴の分子遺伝学的解析</p> <p>3. 新生児聴覚スクリーニングによる難聴早期診断の意義の疫学研究</p> <p>4. 中耳炎症性疾患の病態解析</p> <p>5. 好酸球性副鼻腔炎の病態解析</p> <p>6. 頭頸部腫瘍の疫学および病態解析</p>  | <p>1. Mechanism of dysosmia and regeneration of olfaction</p> <p>2. Molecular genetics of acute sensorineural hearing loss</p> <p>3. Epidemiological study on the significance of early diagnosis of hearing loss with neonatal hearing screening</p> <p>4. Pathophysiological mechanisms of otitis media and cholesteatoma</p> <p>5. Pathophysiology of eosinophilic rhinosinusitis</p> <p>6. Analysis of epidemiological and pathophysiological characteristics of Head and Neck tumors</p>  | <p>医学<br/>Med.</p>  |

|  |  |  |   |                     |
|--|--|--|---|---------------------|
| <p>眼科学<br/>Ophthalmology</p> <p>TEL 086-235-7293</p> <p><a href="http://okayama-u-ophth.jp/">http://okayama-u-ophth.jp/</a></p> <p>hamasaki_16@okayama-u.ac.jp</p>   | <p>教授 森實 祐基</p> <p>Professor<br/>MORIZANE, Yuki</p>      | <ol style="list-style-type: none"> <li>1. 網膜硝子体疾患の病態研究</li> <li>2. 網膜硝子体疾患の新規治療法の開発</li> <li>3. iPS細胞由来網膜色素上皮細胞の臨床応用研究</li> <li>4. トレハロースなどの糖類による眼組織保護</li> <li>5. 岡山大学方式人工網膜の開発</li> <li>6. 斜視の遺伝解析</li> <li>7. 光電変換色素による神経保護</li> <li>8. 外眼筋固有知覚に関係した眼位の研究</li> </ol>  | <ol style="list-style-type: none"> <li>1. Pathology of vitreoretinal disease</li> <li>2. Development of new treatments for vitreoretinal disease</li> <li>3. Clinical application study of iPS cell-derived retinal pigment epithelial cells</li> <li>4. Trehalose and other sugars for clear cornea and clear lens preservation</li> <li>5. Development of Okayama University-type retinal prosthesis</li> <li>6. Genetic analysis of strabismus</li> <li>7. Neuroprotection by photoelectric dyes</li> <li>8. Study of ocular alignment related to proprioception of extraocular muscles</li> </ol> | <p>医学<br/>Med.</p>  |
| <p>整形外科<br/>Orthopaedic Surgery</p> <p>TEL 086-235-7270</p> <p><a href="https://www.okayama-ortho.jp/">https://www.okayama-ortho.jp/</a></p> <p>orthosurg@md.okayama-u.ac.jp</p>   | <p>教授 尾崎 敏文</p> <p>Professor<br/>OZAKI, Toshifumi</p>    | <ol style="list-style-type: none"> <li>1. 骨軟部腫瘍の発生メカニズムと集学的治療</li> <li>2. 関節疾患の病態と治療に関する研究<br/>(1) 関節リウマチ, 変形性関節症の病態解析<br/>(2) 関節疾患の新しい外科的治療法の開発</li> <li>3. 脊椎及び脊髄疾患の発生メカニズムと外科的治療</li> <li>4. 運動器再生の研究</li> <li>5. 小児整形外科疾患の治療体系の確立</li> <li>6. スポーツ外傷の予防と治療</li> <li>7. 筋・神経疾患の電気生理学的研究と治療法の開発</li> <li>8. 骨折癒合の研究と治療法の開発</li> <li>9. 運動器生体材料の開発</li> </ol> | <ol style="list-style-type: none"> <li>1. Treatment of Bone and Soft Tissue Tumor</li> <li>2. Study and Treatment of Joint Disorders</li> <li>3. Study and Treatment of Spinal Disorders</li> <li>4. Regeneration of Musculoskeletal System</li> <li>5. Establishment of Treatment of Pediatric Disorders</li> <li>6. Treatment of Sports Injuries</li> <li>7. Development of New Method of Fracture Healing</li> <li>8. Electric Physiological Analysis of Musculoskeletal Disorders</li> <li>9. Development of Biomaterials for Musculoskeletal System</li> </ol>                                   | <p>医学<br/>Med.</p>  |
| <p>形成再建外科学<br/>Plastic and Reconstructive Surgery</p> <p>TEL 086-235-7214</p> <p><a href="https://www.prsokayama.com/">https://www.prsokayama.com/</a></p> <p>ykimata@cc.okayama-u.ac.jp</p>   | <p>教授 木股 敬裕</p> <p>Professor<br/>KIMATA, Yoshihiro</p>   | <ol style="list-style-type: none"> <li>1. 血管付き組織移植</li> <li>2. リンパ浮腫の発生機序と治療法</li> <li>3. 頭頸部癌の再建</li> <li>4. 四肢の再建</li> <li>5. 性同一性障害に対する外科的治療 (生殖器移植)</li> <li>6. 自己集合性ペプチドハイドロゲル</li> </ol>   | <ol style="list-style-type: none"> <li>1. Vascularized tissue transplantation</li> <li>2. Lymphedema treatment and mechanism</li> <li>3. Head and neck cancer reconstruction</li> <li>4. Limb reconstruction</li> <li>5. Gender identity disorder surgical treatments (Transplantation of genital organs)</li> <li>6. Self-assembling peptide hydrogel</li> </ol>   | <p>医学<br/>Med.</p>  |
| <p>口腔生化学<br/>Biochemistry and Molecular Dentistry</p> <p>TEL 086-235-6645</p> <p><a href="http://www.okayama-u.ac.jp/user/seika/index.html">http://www.okayama-u.ac.jp/user/seika/index.html</a></p> <p>kubota1@md.okayama-u.ac.jp</p> | <p>教授 久保田 聡</p> <p>Professor<br/>KUBOTA, Satoshi</p>     | <ol style="list-style-type: none"> <li>1. 硬組織 (骨・軟骨・歯) の形成・維持・吸収機構および疾患に関する生化学的, 分子細胞生物学的研究</li> <li>2. 硬組織の再生医療に向けての基礎研究</li> <li>3. CCNファミリー遺伝子・タンパク質に関する包括的研究</li> <li>4. 細胞分化に伴う統合的遺伝子発現制御機構の研究</li> <li>5. 口腔組織における発癌機構に関する研究</li> </ol>  | <ol style="list-style-type: none"> <li>1. Biochemistry and Molecular and Cellular Biology of Calcified-Tissues</li> <li>2. Basic Research toward Regenerative Medicine of Calcified Tissues</li> <li>3. Comprehensive Studies on CCN Family of Genes and Proteins</li> <li>4. Investigation on Integrated Gene Regularoty System along Cytodifferentiation</li> <li>5. Carcinogenesis in Oral Tissues</li> </ol>  | <p>歯学<br/>Dent.</p> |
| <p>口腔形態学<br/>Oral Morphology</p> <p>TEL 086-235-6630</p> <p><a href="https://hiro-okamura.wixsite.com/lab-oralmorphology">https://hiro-okamura.wixsite.com/lab-oralmorphology</a></p> <p>hiro-okamura@okayama-u.ac.jp</p>              | <p>教授 岡村 裕彦</p> <p>Professor<br/>OKAMURA, Hirohiko</p>   | <ol style="list-style-type: none"> <li>1. 骨形成・吸収機構に関する分子・細胞・個体レベルの包括的研究</li> <li>2. 歯周組織の細胞と口腔内細菌の新たな免疫学的コミュニケーション</li> <li>3. メカニカルストレスと骨組織動態に関する細胞生物学的研究</li> <li>4.メラトニンの骨作用機構の解明</li> <li>5. 口腔粘膜上皮における細胞接着装置の機能に関する細胞生物学的研究</li> </ol>  | <ol style="list-style-type: none"> <li>1. Cell biology of bone formation and resorption</li> <li>2. Cell to Cell communications between periodontal cells and oral microorganisms</li> <li>3. Cell biology of mechanical stress induced bone formation</li> <li>4. Mechanisms of melatonin effects on bone</li> <li>5. Cell biology of intercellular junctions in oral mucosae</li> </ol>   | <p>歯学<br/>Dent.</p> |
| <p>生体材料学<br/>Biomaterials</p> <p>TEL 086-235-6665</p> <p><a href="http://www.okayama-u.ac.jp/user/biomat/">http://www.okayama-u.ac.jp/user/biomat/</a></p> <p>tmatsu@md.okayama-u.ac.jp</p>  | <p>教授 松本 卓也</p> <p>Professor<br/>MATSUMOTO, Takuya</p>   | <ol style="list-style-type: none"> <li>1. 生体組織と生体材料との界面制御</li> <li>2. 生体組織接着材料の分子設計と開発</li> <li>3. 組織再生制御</li> <li>4. 生体材料を基盤とした新しい生命科学用ツールの開発</li> <li>5. 歯科材料, 生体材料の物性評価と臨床応用</li> </ol>   | <ol style="list-style-type: none"> <li>1. Regulation of material/biological tissue interface</li> <li>2. Design and development of new tissue adhesive</li> <li>3. Regulation of biological tissue regeneration</li> <li>4. Development of material-based tools for life science research</li> <li>5. Biomaterial characteristics and clinical application</li> </ol>   | <p>歯学<br/>Dent.</p> |
| <p>歯科保存修復学<br/>Operative Dentistry</p> <p>TEL 086-235-6670</p> <p><a href="http://www.okayama-u.ac.jp/user/hos/mushibaka.html">http://www.okayama-u.ac.jp/user/hos/mushibaka.html</a></p> <p>yoshiyam@md.okayama-u.ac.jp</p>           | <p>教授 吉山 昌宏</p> <p>Professor<br/>YOSHIYAMA, Masahiro</p> | <ol style="list-style-type: none"> <li>1. 象牙質再生療法の開発に関する研究</li> <li>2. 接着性修復材による保存修復法に関する研究</li> <li>3. 審美修復法の開発, 確立と臨床応用に関する研究</li> <li>4. 齶蝕象牙質の細菌学的, 組織学的研究</li> <li>5. 歯科修復材料への歯質強化作用及び抗菌性の付与に関する研究</li> <li>6. OCTの保存修復への応用</li> </ol>  | <ol style="list-style-type: none"> <li>1. Development of Dentin Regeneration Therapy</li> <li>2. Restoration by Adhesive Materials</li> <li>3. Development of Esthetic Dentistry</li> <li>4. Bacterial Research of Carious Dentin</li> <li>5. Antibacterial Effects of Restorative Materials</li> <li>6. Application of OCT to Operative Dentistry</li> </ol>   | <p>歯学<br/>Dent.</p> |

|   |   |   |  |                     |
|---|---|---|--|---------------------|
| <p>口腔機能解剖学<br/>Oral Function and Anatomy</p> <p>TEL 086-235-6635</p> <p><a href="http://www.cc.okayama-u.ac.jp/~dentanatomy2/">http://www.cc.okayama-u.ac.jp/~dentanatomy2/</a></p> <p>ysawa@okayama-u.ac.jp</p>  | <p>教授 沢 禎彦</p> <p>Professor<br/>SAWA, Yoshihiko</p>   | <ol style="list-style-type: none"> <li>1. 頭頸部器官発生および腫瘍転移におけるポドプランインの分子生物学的機能</li> <li>2. 糖尿病性腎症発症における口腔細菌由来TLRリガンドの役割</li> <li>3. 頭頸部リンパ管内皮細胞における免疫機能分子の発現</li> </ol>   | <ol style="list-style-type: none"> <li>1. Molecular biologic function of podoplanin in head and neck organogenesis and the tumor metastasis</li> <li>2. Role of the TLR ligand derived from oral bacteria in the diabetic nephropathy onset</li> <li>3. Expression of immune function molecules in head and neck lymphatics endothelial cells</li> </ol>   | <p>歯学<br/>Dent.</p> |
| <p>口腔生理学<br/>Oral Physiology</p> <p>TEL 086-235-6640</p> <p><a href="http://www.cc.okayama-u.ac.jp/~oralphys/OralPhysiology.html">http://www.cc.okayama-u.ac.jp/~oralphys/OralPhysiology.html</a></p> <p>yoshida.ryusuke@okayama-u.ac.jp</p>                        | <p>教授 吉田 竜介</p> <p>Professor<br/>YOSHIDA, Ryusuke</p> | <ol style="list-style-type: none"> <li>1. 味覚の受容・伝達・調節機構</li> <li>2. 口腔内外の味覚センサーの機能</li> <li>3. 味覚組織の分化・再生</li> <li>4. 口腔感覚が全身機能に与える影響</li> </ol>  | <ol style="list-style-type: none"> <li>1.Reception, transduction and modulation of taste</li> <li>2.Functions of taste systems in intra- and extra-oral tissues</li> <li>3.Regeneration and differentiation of taste tissues</li> <li>4.The roles of orofacial sensory systems on the total health of our body</li> </ol>  | <p>歯学<br/>Dent.</p> |
| <p>インプラント再生補綴学<br/>Oral Rehabilitation and Regenerative Medicine</p> <p>TEL 086-235-6680</p> <p><a href="http://www.okayama-u.ac.jp/user/implant/">http://www.okayama-u.ac.jp/user/implant/</a></p> <p>kuboki@md.okayama-u.ac.jp</p>                                | <p>教授 窪木 拓男</p> <p>Professor<br/>KUBOKI, Takuo</p>    | <ol style="list-style-type: none"> <li>1. 口腔インプラント治療を含む補綴治療の効果・効用に関する臨床疫学</li> <li>2. 歯や歯槽骨、口腔粘膜、関節軟骨、神経などの組織・器官再生に関する基礎研究、ならびにトランスレーショナル研究</li> <li>3. 口腔インプラントの骨結合の強化・早期獲得のための分子細胞生物学研究</li> <li>4. 顎関節症・口腔顔面痛に関する基礎研究ならびに臨床疫学研究</li> <li>5. 慢性筋痛やブラキシズムの病因・病態解明に向けた基礎研究ならびに臨床疫学研究</li> <li>6. 関節破壊、変形性関節症のメカニズムに関する分子細胞生物学的研究</li> <li>7. 高齢者や有病者の口腔機能リハビリテーションと生活の質に関する研究</li> <li>8. 摂食嚥下リハビリテーションと栄養管理</li> <li>9. 接着性レジンや歯科用レーザーに関する基礎研究、臨床応用研究、および臨床疫学研究</li> </ol>                 | <ol style="list-style-type: none"> <li>1. Tissue and organ engineering of tooth, alveolar bone, oral mucosa and joint cartilage</li> <li>2. Molecular cellular biology for osseointegration of dental implant</li> <li>3. Basic and clinical research for temporomandibular disorders and orofacial pain</li> <li>4. Clinical epidemiology for dental implant or prosthodontic treatment</li> <li>5. Basic and clinical research for etiology of muscle pain and oral bruxism</li> <li>6. Molecular cellular biology for destructive joint disease</li> <li>7. Oral rehabilitation of elderly people and quality of life</li> <li>8. Dysphagia rehabilitation and nutritional control</li> <li>9. Basic and clinical research for dental adhesive resin</li> </ol>   | <p>歯学<br/>Dent.</p> |
| <p>歯科矯正学<br/>Orthodontics</p> <p>TEL 086-235-6690</p> <p><a href="http://www.okayama-u.ac.jp/user/kyousei/classroom/event.html">http://www.okayama-u.ac.jp/user/kyousei/classroom/event.html</a></p> <p>kamioka@md.okayama-u.ac.jp</p>                              | <p>教授 上岡 寛</p> <p>Professor<br/>KAMIOKA, Hiroshi</p>  | <ol style="list-style-type: none"> <li>1. 歯の移動と骨のメカニカルストレス受容機構に関する基礎研究</li> <li>2. バイオイメージングを用いた骨形態計測学的研究</li> <li>3. 歯の移動に関する細胞生物学、免疫組織化学、分子生物学、神経解剖学的研究</li> <li>4. 歯根膜再生に関する細胞生物学、分子生物学的研究</li> <li>5. 顎・顔面の成長発育並びに先天異常に関する骨・軟骨細胞生物学、分子生物学的研究</li> <li>6. 不正咬合患者の運動生理学ならびに臨床疫学研究</li> <li>7. 矯正治療に伴う歯列、顎、口腔の形態と機能の変化に関する研究</li> </ol>  | <ol style="list-style-type: none"> <li>1. Basic research for mechanotransduction in bone and teeth</li> <li>2. Bio-imaging research for bone morphometry</li> <li>3. Basic and clinical research for orthodontic tooth movement</li> <li>4. Molecular cellular biology for periodontal tissue regeneration</li> <li>5. Molecular cellular biology for tooth and craniofacial development</li> <li>6. Basic and clinical research for malocclusion</li> <li>7. Functional research for craniofacial morphology during orthodontic treatment</li> </ol>  | <p>歯学<br/>Dent.</p> |
| <p>顎口腔再建外科学<br/>Oral and Maxillofacial Reconstructive Surgery</p> <p>TEL 086-235-6695</p> <p><a href="http://www.okayama-u.ac.jp/user/hos/saiken.html">http://www.okayama-u.ac.jp/user/hos/saiken.html</a></p> <p>iida-s1@cc.okayama-u.ac.jp</p>                    | <p>教授 飯田 征二</p> <p>Professor<br/>IIDA, Seiji</p>      | <ol style="list-style-type: none"> <li>1. 顎骨再生医療の臨床応用への細胞・担体複合移植手技の開発とその効率化のための生体内成長因子の応用</li> <li>2. 骨吸収機構の分子遺伝子学的解明と新規骨吸収抑制剤の臨床応用に関する研究</li> <li>3. 三次元画像診断装置を用いた顎骨の形態的定性的研究</li> <li>4. 口唇・口蓋裂、顎変形症患者の発生機序検索及び顎・顔面形態計測による運動機能解析と発育・手術評価</li> <li>5. 軟骨の再生を促進するメカニズムの分子生物学的解析と臨床応用に関する研究</li> <li>6. 口腔粘膜の難治性疾患における遺伝子発現解析と病因解明をめざした研究</li> </ol>   | <ol style="list-style-type: none"> <li>1. Basic research for regeneration of the jaw bone using the novel scaffold, auto-cell grafting and cytokine distribution technique</li> <li>2. Molecular analysis for bone resorption and its control system, and development for regeneration of jaw bone using the novel anti-bone-resorption medicine</li> <li>3. Research of morphological and structural analysis of facial bone using 3 dimensional imaging diagnostic system</li> <li>4. Biological study for developmental anomaly about cleft lip and palate, and morphological and kinetic analysis for its treatment</li> <li>5. Molecular biological analysis about cartilage growth, differentiation and regeneration, and its clinical application studies</li> <li>6. Gene expression analysis for the intractable diseases of oral mucosa</li> </ol> | <p>歯学<br/>Dent.</p> |
| <p>咬合・有床義歯補綴学<br/>Department of Occlusal and Oral Functional Rehabilitation</p> <p>TEL 086-235-6685</p> <p><a href="http://www.cc.okayama-u.ac.jp/~2hotetsu/Top_e.html">http://www.cc.okayama-u.ac.jp/~2hotetsu/Top_e.html</a></p> <p>minagi@md.okayama-u.ac.jp</p> | <p>教授 皆木 省吾</p> <p>Professor<br/>MINAGI, Shogo</p>    | <ol style="list-style-type: none"> <li>1. 頭蓋下顎機能異常（顎関節症）の発症機序に関する研究（夜間ブラキシズムの発生機序、増強因子、減少因子に関する研究）</li> <li>2. 構音障害の治療に関する研究（夢の会話プロジェクト関連研究）</li> <li>3. 咀嚼機能に関する研究（咀嚼機能と嚥下機能の関係）</li> <li>4. 歯槽骨及び周囲組織の再生に関する分子生物工学的研究</li> <li>5. 口腔インプラント周囲支持組織の治癒機構に関する研究</li> <li>6. 疼痛と顎機能との関連に関する研究</li> <li>7. 顎関節症と、顎関節へのメカニカルストレスとの関連に関する基礎的ならびに臨床的研究</li> <li>8. 咀嚼と脳機能に関する研究</li> <li>9. 高齢者の顎口腔機能に関する研究</li> <li>10. 歯根膜感覚と夜間ブラキシズムの関連およびその病態分類に関する研究</li> <li>11. 有床義歯の形態と機能に関する研究</li> </ol> | <ol style="list-style-type: none"> <li>1. Etiology of craniomandibular disorders (TMD)</li> <li>2. dysarthria and speech function (e.g. function of tongue prosthesis)</li> <li>3. Masticatory function (Relation between masticatory and swallowing function)</li> <li>4. Molecular biology on regeneration of alveolar bone and periodontal tissues</li> <li>5. Oral implantology</li> <li>6. Pain and Stomatognathic system</li> <li>7. Mechanical analysis on TMJ loading</li> <li>8. Occlusion and brain function</li> <li>9. Geriatric dentistry on stomatognathic function</li> <li>10. Physiological study on Periodontal sensation and muscle function</li> <li>11. Function of denture prosthesis</li> </ol>   | <p>歯学<br/>Dent.</p> |

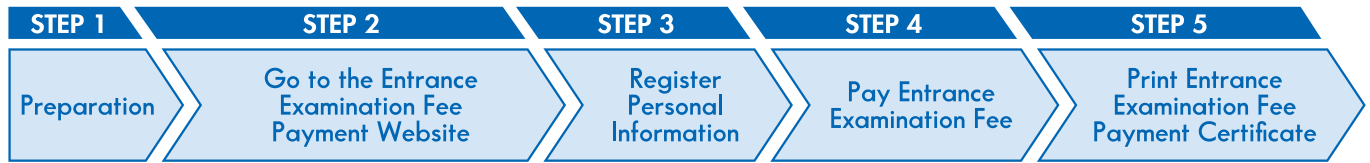
|   |  |  |   |             |
|---|--|--|---|-------------|
| 歯科麻酔・特別支援歯学<br>Dental Anesthesiology and<br>Special Care Dentistry<br><br>TEL 086-235-6720<br><br><a href="http://www.okayama-u.ac.jp/user/shimasui/miyawaki@md.okayama-u.ac.jp">http://www.okayama-u.ac.jp/user/shimasui/miyawaki@md.okayama-u.ac.jp</a> | 教授 宮脇 卓也<br><br>Professor<br>MIYAWAKI, Takuya  | 1. 口腔侵襲による生体反応とその制御に関する研究<br>2. 歯科静脈内鎮静法に関する臨床研究<br>3. Alpha-2アドレナリン受容体アゴニストの抗侵襲作用に関する研究<br>4. 静脈麻酔薬・鎮静薬の薬物動態に関する研究<br>5. リボソームを用いた薬物キャリアに関する研究<br>6. 障がい者の口腔健康維持支援に関する臨床研究<br>7. 摂食・嚥下リハビリテーションに関する臨床研究 | 1. Biological reaction to oral invasive stimuli and its control<br>2. Intravenous sedation for dental patients<br>3. Anti-invasive effect of alpha-2 adrenoceptor agonists<br>4. Pharmacokinetics of intravenous anesthetics and sedatives<br>5. Liposomal drug carrier<br>6. Oral health of persons with disabilities<br>7. Dysphagia rehabilitation   | 歯学<br>Dent. |
| 病原細菌学<br>Bacteriology<br><br>TEL 086-235-7157<br><br><a href="http://www.okayama-u.ac.jp/user/saikin/osamu@okayama-u.ac.jp">http://www.okayama-u.ac.jp/user/saikin/osamu@okayama-u.ac.jp</a>  | 教授 松下 治<br><br>Professor<br>MATSUSHITA, Osamu  | 1. 細菌のコラゲナーゼに関する研究<br>1) 機能性ドメインの構造活性相関と再生医療への応用<br>2) 細菌の生態学と遺伝子発現調節に関わる分子機構<br>2. 細菌の病原性に関する研究<br>1) 細菌の分泌装置の細胞毒性の分子機構<br>2) 細菌の免疫回避の分子機構<br>3. 細菌の神経毒素に関する研究<br>1) ボツリヌス毒素の治療への応用                     | 1. Study on bacterial collagenases<br>1) Structure-function relationship of the functional domains and their applications for regenerative medicine<br>2) Bacterial ecology and molecular mechanism of gene expression regulation<br>2. Study on bacterial pathogenesis<br>1) Molecular mechanism of cytotoxicity by bacterial secretion system<br>2) Molecular mechanism of escape from immunity<br>3. Study on bacterial neurotoxins<br>1) Clinical applications of botulinum toxin | 医学<br>Med.  |
| 病原ウイルス学<br>Virology<br><br>TEL 086-235-7167   | 教授 本田 知之<br><br>Professor<br>HONDA, Tomoyuki   | 1. RNAウイルスの複製機構の解明<br>2. がんウイルスによる発がん機構の解明<br>3. レトロトランスポゾンとウイルスとの相互作用の解明<br>4. 新規ウイルスベクターの開発<br>5. 宿主による持続感染ウイルス制御機構の解明   | 1. Analysis of replication mechanisms of RNA viruses<br>2. Analysis of oncogenic mechanisms of tumor viruses<br>3. Analysis of interactions between retrotransposons and viruses<br>4. Development of novel viral vector systems<br>5. Analysis of host anti-viral strategies against viral persistent infections   | 医学<br>Med.  |
| 口腔微生物学<br>Oral Microbiology<br><br>TEL 086-235-6657<br><br><a href="http://www.cc.okayama-u.ac.jp/oral_microbiology/oharan@md.okayama-u.ac.jp">http://www.cc.okayama-u.ac.jp/oral_microbiology/oharan@md.okayama-u.ac.jp</a>                              | 教授 大原 直也<br><br>Professor<br>OHARA, Naoya      | 1. 歯周病原細菌の病原性に関する研究<br>2. 抗酸菌の病原性に関する研究<br>3. 組換え生菌ワクチンの開発研究<br>4. 骨感染症に関する研究<br>5. 細菌感染と慢性炎症性疾患および生活習慣病との関連性についての研究   | 1. Pathogenesis of periodontal bacteria<br>2. Molecular pathogenesis of mycobacteria<br>3. Development of recombinant BCG vaccines<br>4. Molecular mechanisms of bone infection caused by bacteria<br>5. Relationship between bacterial infection and chronic inflammatory diseases   | 歯学<br>Dent. |
| 小児歯科学<br>Pediatric Dentistry<br><br>TEL 086-235-6715<br><br><a href="http://okayama-u-dent-syouni.jp/index.html">http://okayama-u-dent-syouni.jp/index.html</a><br><a href="mailto:mnakano@cc.okayama-u.ac.jp">mnakano@cc.okayama-u.ac.jp</a>             | 教授 仲野 道代<br><br>Professor<br>NAKANO, Michiyo   | 1. 齲蝕原性細菌の病原性に関する研究<br>2. バイオフィーム形成における口腔レンサ球菌のシグナル伝達システムに関する分子生物学的研究<br>3. 植物抽出物の齲蝕発生に対する抑制メカニズムに関連する研究<br>4. 齲蝕原性細菌の母子伝播および定着に関連する分子生物学的研究<br>5. 小児における歯列咬合の育成に関する研究                                   | 1. Pathogenesis of mutans streptococci infections<br>2. Molecular analysis of signal transduction system of <i>Streptococcus mutans</i> and its relationship with biofilm formation<br>3. Mechanism of dental caries inhibition by plant extracts<br>4. Molecular analysis of mother to child transmission of mutans streptococci<br>5. Research of dentition growth and occlusion-related in children  | 歯学<br>Dent. |
| 生命倫理学<br>Bioethics  | [未定]   |  |   | 医学<br>Med.  |
| 疫学・衛生学<br>Epidemiology<br><br>TEL 086-235-7173<br><br><a href="http://www.unit-gp.jp/eisei/wp/">http://www.unit-gp.jp/eisei/wp/</a><br><a href="mailto:yoko-o@md.okayama-u.ac.jp">yoko-o@md.okayama-u.ac.jp</a>   | 教授 頼藤 貴志<br><br>Professor<br>YORIFUJI, Takashi | 1. 環境疫学<br>2. 小児・周産期保健<br>3. 社会疫学<br>4. 産業保健<br>5. 国際保健<br>6. 疫学理論、解析方法論<br>7. その他、疫学研究全般  | 1. Environmental Epidemiology<br>2. Child Health Epidemiology<br>3. Social Epidemiology<br>4. Occupational Health<br>5. Global Health<br>6. Theoretical Epidemiology and Analytical Methods<br>7. Other Specific Research Interests   | 医学<br>Med.  |
| 公衆衛生学<br>Public Health<br><br>TEL 086-235-7184<br><br><a href="http://plaza.umin.ac.jp/okayamadph/public@md.okayama-u.ac.jp">http://plaza.umin.ac.jp/okayamadph/public@md.okayama-u.ac.jp</a>   | 教授 神田 秀幸<br><br>Professor<br>KANDA, Hideyuki   | 1. 依存症・行動嗜癖の予防医学<br>①インターネット行動嗜癖<br>②ゲーム障害<br>③アルコール<br>④喫煙<br>2. 予防循環器病学<br>①家庭血圧変動要因と生活習慣<br>②家庭血圧変動要因と外的要因  | 1. Preventive medicine for addictive behaviors<br>1) Internet addiction<br>2) Gaming disorder<br>3) Alcohol<br>4) Smoking<br><br>2. Preventive cardiology<br>1) Blood pressure at home and life-style<br>2) Blood pressure at home and environmental factors  | 医学<br>Med.  |

|  |  |   |   |                     |
|--|--|---|---|---------------------|
| <p>法医学<br/>Legal Medicine</p> <p>TEL 086-235-7194</p> <p><a href="https://okadai-legmed.sakura.ne.jp/">https://okadai-legmed.sakura.ne.jp/</a></p> <p>miyaishi@md.okayama-u.ac.jp</p>  | <p>教授 宮石 智</p> <p>Professor<br/>MIYAISHI, Satoru</p>     | <ol style="list-style-type: none"> <li>1. 法医学情報の公衆衛生的応用に関する研究</li> <li>2. ミオグロビンの法医診断への応用に関する研究</li> <li>3. 臨床検査の死体試料への応用に関する研究</li> <li>4. 乳幼児突然死に関する研究</li> <li>5. 法医解剖における腫瘍性疾患に関する研究</li> </ol>   | <ol style="list-style-type: none"> <li>1. Legal medicine for public health</li> <li>2. Medico-legal aspects of myoglobin</li> <li>3. Application of clinical laboratory medicine for forensic diagnosis</li> <li>4. Sudden unexpected death of infant</li> <li>5. Neoplasms/tumor-like lesions in forensic autopsy cases</li> </ol>   | <p>医学<br/>Med.</p>  |
| <p>総合内科学<br/>General Medicine</p> <p>TEL 086-235-7342</p> <p><a href="http://okayama-u-sougounaika.jp/">http://okayama-u-sougounaika.jp/</a></p> <p>sougounaika@cc.okayama-u.ac.jp</p>   | <p>教授 大塚 文男</p> <p>Professor<br/>OTSUKA, Fumio</p>       | <ol style="list-style-type: none"> <li>1. 総合内科・総合診療領域 <ul style="list-style-type: none"> <li>・発熱・浮腫・めまい・全身倦怠感といった一般的症状から解析する症候学の研究</li> <li>・ポリファーマシー・フレイル・サルコペニアといった視点の老年医学研究</li> <li>・当科の不明熱外来を受診する患者の素因検索・自己炎症性疾患の遺伝子素因の研究</li> </ul> </li> <li>2. 内分泌代謝領域 <ul style="list-style-type: none"> <li>・総合診療の現場から、幅広い内分泌代謝関連の臨床的・クエスチョンを紐解く臨床研究</li> <li>・骨代謝マーカー・尿中ステロイド・ビタミンD活性の有用性、血糖値と精神心理状況に関する臨床研究</li> <li>・成長因子BMP（骨形成蛋白）と卵巣ステロイド分泌調節に関する基礎研究</li> <li>・内分泌リズム調節因子・時計遺伝子と下垂体・副腎ホルモン分泌制御に関する基礎研究</li> </ul> </li> <li>3. 感染症領域 <ul style="list-style-type: none"> <li>・地域医療現場における感染症（風邪・インフルエンザ・抗菌薬適正使用など）の治療・対策の実態調査</li> <li>・薬剤耐性菌に対するゲノムシーケンス解析による薬剤耐性メカニズムの把握</li> <li>・感染性疾患の発生・死亡トレンド解析のためのビッグデータ解析</li> <li>・院内感染疫学</li> <li>・新型コロナウイルス感染症を取り巻く基礎的・臨床的・社会的影響の調査</li> </ul> </li> <li>4. 東洋医学（漢方医学）領域 <ul style="list-style-type: none"> <li>・東洋医学（漢方医学）に関する臨床研究</li> </ul> </li> <li>5. 医学教育領域 <ul style="list-style-type: none"> <li>・卒前・卒後教育において、「共感性」「物語能力」「モチベーション」「バーンアウト」をテーマとした量的・質的な医学教育研究</li> </ul> </li> </ol> | <ol style="list-style-type: none"> <li>1. General Medicine<br/>Clinical Research on various symptoms<br/>Geriatric studies on polypharmacy, frail, and sarcopenia<br/>Fever of unknown Origin</li> <li>2. Endocrinology<br/>Clinical Research<br/>Laboratory study on BMP, circadian rhythm, steroidogenesis and feedback system</li> <li>3. Infectious Disease<br/>Investigations on clinical characteristics of patients with common infectious diseases at local regions (common cold, influenza, and antimicrobial stewardship etc)<br/>Genome sequences on antimicrobial resistance<br/>Big-data analysis on the trend of infectious diseases<br/>Hospital epidemiology<br/>Basic, clinical, and social impacts by COVID-19</li> <li>4. Oriental (Kampo) Medicine<br/>Clinical Research</li> <li>5. Medical Education<br/>Quantitative and Qualitative study on medical education</li> </ol> | <p>医学<br/>Med.</p>  |
| <p>老年医学<br/>Longevity and Social Medicine</p> <p>TEL 086-235-7696</p> <p><a href="http://soranaika.okayama-u.ac.jp/view?l=ja&amp;u=bdcaa3ebfe86e2bf74506e4da22f6611">http://soranaika.okayama-u.ac.jp/view?l=ja&amp;u=bdcaa3ebfe86e2bf74506e4da22f6611</a></p> <p>fumin@cc.okayama-u.ac.jp</p> | <p>教授 光延 文裕</p> <p>Professor<br/>MITSUNOBU, Fumihiko</p> | <ol style="list-style-type: none"> <li>1. 高齢慢性呼吸器疾患患者の病態的特徴と治療に関する研究</li> <li>2. 地域・在宅医療の諸問題に対する解決策の立案、およびその検証に関する疫学的研究</li> <li>3. 老年期の消化器疾患、生活習慣病、運動器症候群の病態的特徴とその治療法開発に関する研究</li> <li>4. 老年期疾患に対する、温泉療法、温熱療法、栄養療法、運動療法、理学療法の作用機序に関する研究</li> <li>5. 高齢者の疾病予防と健康増進に関する研究</li> <li>6. 微量元素および温泉成分の生体に及ぼす影響に関する研究</li> </ol>  | <ol style="list-style-type: none"> <li>1. Characteristics and treatment of elderly patients with chronic respiratory disorders</li> <li>2. Epidemiological study on the problems of family practice and home medical care</li> <li>3. Characteristics and treatment of digestive diseases, lifestyle-related diseases and locomotive syndrome in old age</li> <li>4. Action mechanism of balneotherapy, thermotherapy, nutritional therapy, exercise therapy and physiotherapy to senile disease</li> <li>5. Disease prevention and health promotion for the elderly</li> <li>6. Biological effects of trace elements and dissolved matter in a hot spring</li> </ol>   | <p>医学<br/>Med.</p>  |
| <p>総合歯科学<br/>Comprehensive Dentistry</p> <p>TEL 086-235-6751</p> <p><a href="https://www.okayama-u.ac.jp/user/hospital/index149.html">https://www.okayama-u.ac.jp/user/hospital/index149.html</a></p> <p>torii@md.okayama-u.ac.jp</p>  | <p>教授 鳥井 康弘</p> <p>Professor<br/>TORII, Yasuhiro</p>     | <ol style="list-style-type: none"> <li>1. 歯質接着機能性修復材料の開発と臨床応用に関する研究</li> <li>2. 歯科保存治療法に関する臨床研究</li> <li>3. 歯学臨床教育法の開発に関する研究</li> </ol>   | <ol style="list-style-type: none"> <li>1. Development and clinical performance of dental adhesive materials</li> <li>2. Clinical study of dental conservative treatments</li> <li>3. Development of education in clinical dentistry</li> </ol>  | <p>歯学<br/>Dent.</p> |
| <p>予防歯科学<br/>Preventive Dentistry</p> <p>TEL 086-235-6710</p> <p><a href="http://www.cc.okayama-u.ac.jp/~preventive_dentistry/top.html">http://www.cc.okayama-u.ac.jp/~preventive_dentistry/top.html</a></p> <p>mmorita@md.okayama-u.ac.jp</p>   | <p>教授 森田 学</p> <p>Professor<br/>MORITA, Manabu</p>       | <ol style="list-style-type: none"> <li>1. 歯科疾患予防の公衆衛生的研究</li> <li>2. 歯科における酸化ストレスの制御</li> <li>3. 歯周病が全身に与える影響</li> <li>4. 口の機能とフレイル（虚弱）との関係</li> <li>5. 社会経済学的因子と歯科疾患</li> <li>6. 周術期の口腔健康管理</li> <li>7. メタボリックシンドロームを制御するための歯科的アプローチの創出</li> </ol>   | <ol style="list-style-type: none"> <li>1. Community dental health</li> <li>2. Control of oxidative stress in Dentistry</li> <li>3. Effect of periodontal disease on systemic diseases</li> <li>4. Oral function and frailty</li> <li>5. Socioeconomic factors and oral diseases</li> <li>6. Perioperative management for oral health</li> <li>7. Creation of dental approach for control of obesity and metabolic syndrome</li> </ol>   | <p>歯学<br/>Dent.</p> |

|  |   |  |   |                     |
|--|---|--|---|---------------------|
| <p>応用情報歯学<br/>Dental Informatics</p> <p>TEL 086-235-6804</p> <p><a href="http://soran.cc.okayama-u.ac.jp/view?u=23bb05f542f2609274506e4da22f6611">http://soran.cc.okayama-u.ac.jp/view?u=23bb05f542f2609274506e4da22f6611</a></p> <p>ya7@okayama-u.ac.jp</p> | <p>教授 柳 文修</p> <p>Professor<br/>YANAGI, Yoshinobu</p> | <ol style="list-style-type: none"> <li>1. 歯科医療情報学</li> <li>2. 各種医療情報の2次利用に関する研究</li> <li>3. 歯科医療経済学</li> <li>4. 歯科法医学</li> </ol> | <ol style="list-style-type: none"> <li>1. Biomedical informatics in dentistry</li> <li>2. Research on secondary use of medical information</li> <li>3. Dental Economics</li> <li>4. Forensic dentistry</li> </ol> | <p>歯学<br/>Dent.</p> |
|--|---|--|---|---------------------|

# Paying for Entrance Examination Fees

The steps to pay for your entrance examination fees are as follows.



**STEP 1**

## Preparation

Make sure you have a computer, printer, etc. that are connected to the Internet.  
(Smartphones and tablets are not recommended.)

**STEP 2**

## Go to the Entrance Examination Fee Payment Website

From the website or from the university's official website

<https://e-apply.jp/n/okayama-payment-jpn>

<https://e-apply.jp/n/okayama-payment-eng>

<http://www.okayama-u.ac.jp/tp/admission/index.html/>

**STEP 3**

## Register Personal Information

Make sure to look over the steps and precautions, then follow the directions on the screen to enter your information.

(1) Entrance exam, Graduate School, etc.

(2) Check to see you have received the tester email

Click the button to send the tester email and check the email address you registered to make sure you have received it. Then, place a check in the "Email Confirmed" box under your email address.

(3) Personal information (name, address, etc.)

(4) Complete registration

Write your 12-digit receipt number here

**Make sure to write down or otherwise keep your 12-digit receipt number.**  
You will need it to confirm your personal information and to access the file for your entrance examination fee payment certificate.

(5) Entrance examination fee payment methods

- Convenience store
- Pay-easy compatible bank ATM
- Online banking
- Credit card

(6) Entrance examination fee payment certificate (for illustrative purposes)

**If you selected "Convenience store" or "Pay-easy compatible bank ATM" as your payment method, write down the number that is provided to you after the selection of the payment method, then go to a convenience store or Pay-easy compatible bank ATM to make your payment within the prescribed payment period.**

A confirmation email will be sent to you after you complete your registration. If you have restrictions on your inbox, make sure to authorize our domain name (@e-apply.jp). \*Be aware that the confirmation email may accidentally be sent to your Spam box.



Make sure the information you enter is correct, as you will not be able to revise/change any of this information after registration is complete. You may, however, re-register the correct information and "revise" the information this way, as long as it is before you have made the actual payment.  
**\*Be aware that if you chose to pay with your credit card, the payment will be made as soon as you register your personal information.**



# Pay Entrance Examination Fee

\*3) and (4) apply only to payments made within Japan.

## 1 Pay with Credit Card

Select this payment method when registering your personal information, and make your payment.

Accepted Credit Cards

VISA, Master, JCB, AMERICAN EXPRESS, MUFG Card, DC Card, UFJ Card, NICOS Card



Payment complete after registration of personal information

## 2 Pay through Online Banking

After registering your personal information, you will be taken directly to your bank's payment page. Follow the directions on the screen to make your payment.

\*The bank account you use must allow for online banking.

Complete payment via the bank payment page

## 3 Pay at the Convenience Store

Write down or otherwise keep the number that is provided to you after you register your personal information, and use that number to make the payment at a convenience store.

- Pay at the cash register
- Pay using in-store self-service system



Loppi



FamiPort



Club Station



## 4 Pay Using Pay-easy Compatible Bank ATM

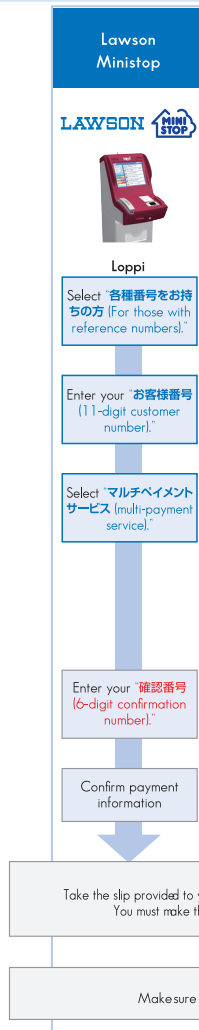
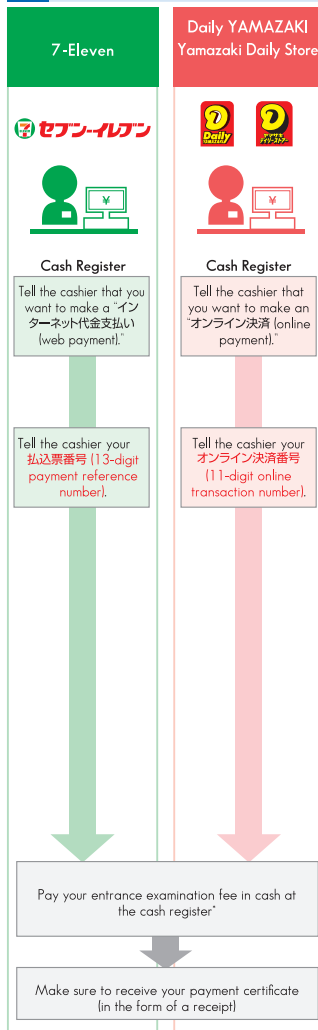
Write down or otherwise keep the number that is provided to you after you register your personal information. Take the number with you to a Pay-easy compatible bank ATM, and follow the directions on the screen to make the payment.



\*Accepted banks are listed on the page where you selected your payment method.

Enter the necessary information according to the instructions on the system/ATM, check that the information is correct, then pay your entrance examination fee.

### 3 Convenience Store



### 4 Bank ATM



\*Use your cash card if using a Japan Post Bank/bank ATM and making a cash payment of over 100,000 yen. The maximum for cash payments at convenience stores is 300,000 yen.

## STEP

# 5



## Print Entrance Examination Fee Payment Certificate

After registering your personal information, download and print the file provided to you after you pay your entrance examination fee. Cut along the dotted lines to get your entrance examination fee payment certificate, then paste it onto its designated location on the form. Send this document, along with all other application documents, via “書留・速達郵便 (registered express mail)” at the post office, within the application period. \*See the details of each faculty/graduate school for application deadlines.

Payment Details

OKAYAMA UNIVERSITY

2019

Okayama University  
Payment Details

Examination Fee :  
30,000yen

Name :  
Student number (student)  
Student number (student)

Payment details  
2289800796

Date of payment  
2019-02-14

Printing company : Okasa Inc.  
E-mail : osv-web@okasa.co.jp

Directions

■ Cut along the dotted line of the "Certificate of Examination Fee Payment" on the left, and send it with Application Forms. Please refer to the application guidelines for more details.

■ Keep the rest of the paper until you receive the Examination certificate.

■ Examination fee is non-refundable, except under the special conditions mentioned in the application guidelines.

■ If you have any questions regarding the entrance examination, please contact the inquiry address mentioned in the application guidelines.

Entrance Examination Fee Payment Certificate pasting location

Envelope

See the details of each faculty/graduate school for the mailing address of your documents.

Cut along the dotted lines, then paste onto designated location

## Payment Complete

### Note

Your application will be deemed complete only when you have sent us the required documents (as listed for each faculty/graduate school) and the entrance examination fee payment certificate. Your application is NOT complete after you have registered your information.

Payments can be made 24/7. The deadline for registering your personal information and paying your entrance examination fee is 5:00 P.M. (JST) on the last day of the application period (business hours differ according to convenience store, ATM, etc.). Make sure to send the necessary documents via postal mail within the period prescribed by each faculty/graduate school. Try to complete your application well in advance of the deadline.